

# HEALTH DEPARTMENT OF THE CITY OF BALTIMORE.

25

OFFICE OF THE REGISTRAR OF VITAL STATISTICS,

CITY HALL.

## BOARD OF HEALTH.



HON. ROBERT C. DAVIDSON, MAYOR.

GEORGE H. ROHÉ, M. D., PRESIDENT,

JAMES F. McSHANE, M. D.

*Commissioner of Health and Registrar.*

*Assistant Commissioner of Health.*

A. ROBERT CARTER,

*Secretary.*

### *Summary of Statistics of Births and Deaths for January, 1891.*

Population—White, 384,391; Colored, 71,033. Total, 455,427.

Mortality for Month of January, 1891—Whites, 601; Colored, 179. Total, 780.

Annual Death Rate per 1,000—White, 18.75; Colored, 30.25. Whole, 20.57.

Births Reported\*—819; White Males, 361; White Females, 355; Colored Males, 57; Colored Females, 46.

Annual Birth Rate per 1,000—White, 22.30; Colored, 17.40. Whole, 21.60.

Still Births†—75. Marriages—363.

\*The Returns of Births are incomplete.

†Still-Births are not included in the Mortality.

### COMPARATIVE MONTHLY MORTALITY.

1888..... 642    1889..... 612    1890..... 930    1891..... 780

Total Number of Decedents between the Age of 70 and 102—82. Combined ages, 6,597 years, averaging 80 years 5 months.

### GENERAL SUMMARY.

**The Weather.**—The mean barometric pressure for January was 30.09; mean temperature, 38°; total precipitation, 4.89 inches, and prevailing direction of wind, *Northwest*. The temperature was 1.01° higher than the normal for the month, and the excess in precipitation was 1.69 inches. The number of clear and fair days was 23.

**Mortality.**—The total deaths were 780, as against 930 for the corresponding month of 1890. Of these, 601 were white and 179 colored, a death rate of 18.72 per thousand for the former and 30.25 for the latter. 86 died from zymotic diseases, 104 from consumption and 112 from pneumonia. 248, or 32 per cent. of the total deaths, were in children under five years of age.

**Infectious Diseases Reported.**—During the month 186 cases of infectious diseases were reported, a decrease of 44 from December 1890. The greatest decrease occurred in diphtheria, croup and scarlet fever, and there was a decided increase in measles. Diphtheria, croup and scarlet fever fell from 104, 22 and 73 cases, respectively, in December to 59, 14 and 55 in January. Measles increased from 4 cases in December to 33 in January, and whooping cough from 23 to 24.

**Deaths in Hospitals.**—*Sixty-two* deaths occurred in public institutions, of which *eleven* were reported as non-residents.

Actual Mortality for the Month of January, 1891. Males and Females, White and Colored.

CAUSE OF DEATH.	WHITE.		COLORED		CAUSE OF DEATH.	WHITE		COLORED		CAUSE OF DEATH.	WHITE.		COLORED	
	M.	F.	M.	F.		M.	F.	M.	F.		M.	F.	M.	F.
Abscess of Liver.....	1	..	..	..	Dropsy (Gen'l).....	2	3	..	1	Intemperance.....	2	1	..	..
Anæmia.....	..	..	..	..	“ Cardiac.....	..	..	..	..	Jaundice.....	..	1	..	1
“ Pernicious.....	..	1	..	..	“ Renal.....	..	..	..	..	Laparotomy.....	..	1	..	..
Angina Pectoris.....	1	3	..	..	Drowned.....	..	..	..	..	Mumps.....	..	..	..	..
Apoplexy.....	9	6	1	2	Dysentery.....	..	3	..	..	Malformation.....	1	..	..	..
Asphyxia.....	..	..	2	..	Epilepsy.....	..	1	1	..	Malnutrition.....	2	..	..	2
Asthma.....	..	3	..	1	Endocarditis.....	2	..	..	..	Miscarriage.....	..	..	..	..
Asthenia.....	4	5	2	1	Erysipelas.....	1	1	..	..	Marasmus.....	3	8	1	2
Atrophy of Liver.....	..	2	..	..	Enterocolitis.....	3	..	..	..	Measles.....	1	4	..	..
Atelectasis Pulmonum.....	..	5	..	1	Empyema.....	..	..	..	..	Meningitis.....	5	1	..	..
Bright's Disease.....	7	2	1	1	Embolism.....	1	..	..	..	“ Tubercular.....	2	2	..	..
Burns.....	..	1	..	2	Exposure.....	..	..	1	..	“ Cerebro Spinal.....	..	..	..	..
Congestive Chill.....	..	..	..	..	Fistula.....	..	..	..	..	Murder.....	1	..	..	..
Capillary Bronchitis.....	3	..	..	1	Fever Intermittent.....	..	1	..	..	Neurasthenia.....	..	1	..	..
Catarrh.....	..	..	..	..	“ Catarrhal.....	..	..	..	..	Old Age.....	14	20	4	3
“ Bronchial.....	..	..	..	..	“ Malarial.....	1	1	..	1	Paralysis.....	10	14	1	..
“ Nasal.....	..	..	..	..	“ Puerperal.....	..	..	..	..	Pneumonia.....	42	36	19	15
Cancer of Stomach.....	4	2	..	..	“ Remittent.....	..	..	..	..	“ Broncho.....	1	1	1	..
“ Rectum.....	1	..	..	1	“ Scarlet.....	2	2	..	..	“ Pleuro.....	1	1	..	..
“ Liver.....	1	..	..	..	“ Typhoid.....	7	5	1	2	“ Typhoid.....	2	..	..	..
“ Ear.....	1	..	..	..	“ Typho-Malarial.....	2	..	..	1	Poison.....	..	1	..	..
“ Bladder.....	1	..	..	..	Fracture of Femur.....	..	..	..	..	Progressive Locomotor	..	..	..	..
“ Breast.....	..	2	..	..	“ Skull.....	..	..	1	..	Ataxia.....	..	..	..	..
“ Uterus.....	..	6	..	1	Gall Stones.....	..	1	..	..	Premature Birth.....	6	5	1	1
“ Ovarian.....	..	1	..	..	Gangrene Senile.....	1	..	..	..	Prolonged Labor.....	1	1	..	..
“ Bowels.....	1	1	..	..	“ of Perineum.....	..	..	..	..	Pott's Disease.....	..	..	..	..
“ Pelvis.....	..	1	..	..	Gastroenteritis.....	4	..	..	..	Puerperal Peritonitis.....	..	..	..	..
“ Throat.....	..	1	..	..	Hernia.....	..	..	..	..	“ Septicæmia.....	..	3	..	..
“ Lower Jaw.....	1	..	..	..	“ Strangulated.....	3	..	..	..	“ Metritis.....	..	1	..	..
“ Tongue.....	1	..	..	..	Hemorrhage of Stomach.....	..	..	..	..	“ Mania.....	..	1	..	..
Child Birth.....	..	1	..	1	“ Navel.....	..	..	1	..	Pyæmia.....	..	..	..	..
Cholera Infantum.....	..	..	..	1	“ Brain.....	2	..	..	..	Rheumatism.....	..	..	..	..
“ Morbus.....	..	..	..	..	“ Lungs.....	..	..	..	1	“ Inflammatory.....	2	1	..	..
Cirrhosis of Liver.....	2	..	1	..	“ Uterus.....	..	..	..	..	Scalds.....	1	2	..	..
Concussion of Brain.....	..	..	..	..	“ Bowels.....	..	..	..	..	Stricture of Bowels.....	1	2	..	..
Congestion of Brain.....	1	2	1	1	Hydrocephalus.....	..	..	..	..	Scrofula.....	2	..	..	..
“ Lungs.....	4	2	1	1	Hæmoptysis.....	..	..	..	..	Softening of Brain.....	1	..	..	..
“ Liver.....	..	..	..	..	Inanition.....	4	2	2	2	Suffocation by Illumina-	..	..	..	..
Consumption of Bowels.....	..	..	..	..	Indigestion.....	..	..	..	..	ting Gas.....	1	..	1	..
“ Lungs.....	40	34	12	18	Insanity.....	..	..	..	..	Sclerosis of Brain.....	..	..	..	..
Convulsions.....	9	13	10	4	Inflammation of Brain.....	..	..	..	..	Suicide.....	2	1	1	..
“ Puerperal.....	..	1	..	..	“ Bladder.....	..	1	..	1	Syphilis.....	1	..	..	..
Croup.....	2	1	..	1	“ Bowels.....	..	2	..	1	Synovitis.....	..	1	..	..
Cyanosis.....	2	..	..	..	“ Stomach.....	2	1	..	1	Trismus Nascentium.....	1	2	..	1
Colic.....	..	..	..	..	“ Bronchi.....	7	13	7	4	Tumor, Ovarian.....	..	1	..	..
Dentition.....	3	2	1	1	“ Kidneys.....	5	4	1	2	“ Cerebral.....	1	..	..	..
Diabetes.....	..	..	..	1	“ Larynx.....	1	1	..	..	“ Abdominal.....	..	1	..	..
Delirium Tremens.....	1	..	..	..	“ Liver.....	1	..	..	..	Uræmia.....	3	1	..	..
Dyspepsia.....	..	..	..	..	“ Pericardium.....	..	..	..	..	Ulcer of Leg.....	..	..	..	..
Diarrhœa.....	1	..	..	..	“ Peritonæum.....	2	3	..	..	Unknown Adult.....	1	..	1	..
Diphtheria.....	11	11	..	4	“ Pleura.....	1	..	..	..	Whooping Cough.....	7	4	1	3
Disease of the Brain.....	..	..	..	..	“ Tonsils.....	..	..	..	..	Wounds by Cars.....	6	..	..	..
“ Heart.....	15	13	5	4	Influenza.....	1	..	..	1	“ Crushed.....	3	..	..	..
“ Liver.....	..	..	..	..	Intussusception.....	..	..	..	..	“ Fall.....	3	3	2	..
“ Spine.....	..	..	..	..	Totals.....	55	45	15	18	“ Gunshot.....	..	..	..	..
Totals.....	127	122	37	48	Between 15 and 20 years..	8	8	1	7	Totals.....	130	122	33	28
Under 1 year.....	63	49	24	20	“ 20 and 30 years..	27	23	2	11	Between 70 and 80 years..	15	38	2	9
Between 1 and 2 years.....	20	14	7	6	“ 30 and 40 years..	30	20	9	11	“ 80 and 90 years..	12	17	3	2
“ 2 and 5 years.....	17	17	8	3	“ 40 and 50 years..	36	25	9	5	“ 90 and 100 years..	4	4	1	2
Total under 5 years.....	100	80	39	29	“ 50 and 60 years..	34	26	7	5	“ 100 and 110 years..	..	..	1	..
Between 5 and 10 years.....	9	10	3	3	“ 60 and 70 years..	33	34	6	5	Above 110 years.....	..	..	..	..
“ 10 and 15 years.....	4	4	2	5	Totals.....	312	289	85	94					

*[Faint, illegible text at the top of the page]*



*[Faint, illegible text at the bottom left of the page]*



# Summary of Sanitary Statistics OF THE CITY OF BALTIMORE, FOR JANUARY, 1891.

POPULATION:	{	Police Census Nov. 1890,	{ White 384,394
			{ Colored 71,033
	{	U. S. Census 1890, - - - -	434,439

## POPULATION BY WARDS.

POLICE CENSUS NOVEMBER, 1890:

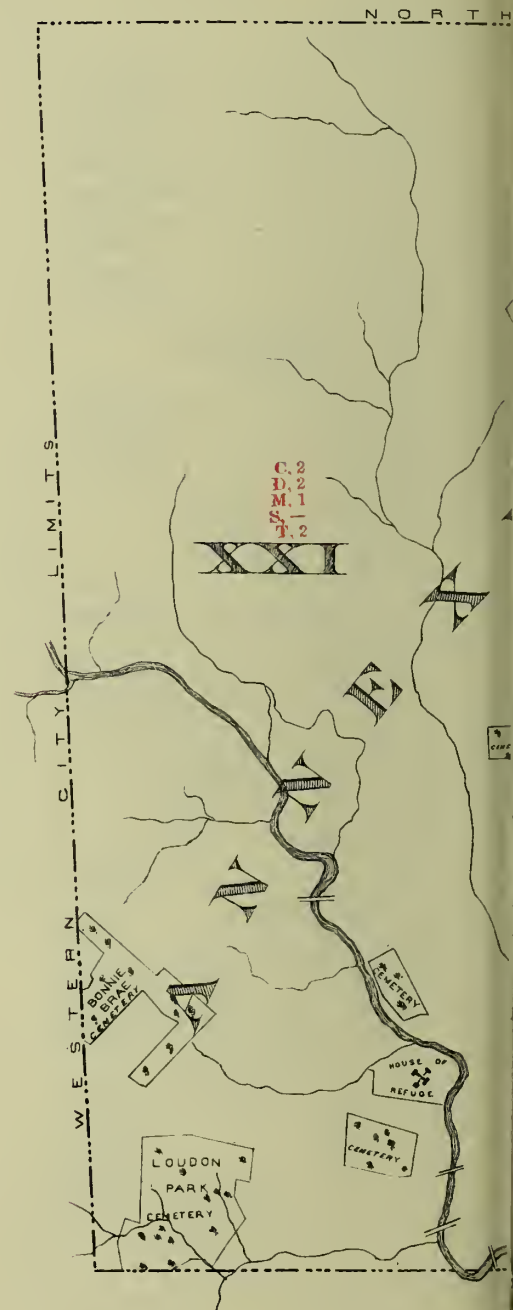
Wards.	White.	Colored.	Total.
First.....	23,001	443	23,474
Second.....	19,024	391	19,415
Third.....	14,151	2,167	16,318
Fourth.....	13,987	2,413	16,400
Fifth.....	12,406	3,264	15,670
Sixth.....	24,302	3,843	28,145
Seventh.....	24,449	1,290	25,739
Eighth.....	22,368	4,314	26,682
Ninth.....	13,640	3,242	16,882
Tenth.....	11,855	4,292	16,147
Eleventh.....	10,264	11,005	21,269
Twelfth.....	20,175	5,251	25,426
Thirteenth.....	12,619	2,407	15,026
Fourteenth.....	15,739	2,323	18,062
Fifteenth.....	11,567	3,574	15,141
Sixteenth.....	10,557	4,281	14,838
Seventeenth.....	25,719	764	26,483
Eighteenth.....	24,094	3,393	27,487
Nineteenth.....	20,032	5,426	25,458
Twentieth.....	16,811	3,799	20,610
Twenty-first.....	15,510	918	16,428
Twenty-second.....	22,094	2,233	24,327
Total.....	384,394	71,033	455,427

TOTAL DEATHS,	{	White.....	{ Male..... 312
			{ Female... 289
	{	Colored.....	{ Male..... 85
			{ Female... 94
TOTAL BIRTHS REPORTED,	{	White.....	{ Male..... 361
			{ Female... 355
	{	Colored.....	{ Male..... 57
			{ Female... 46

AVERAGE DAILY WATER SUPPLY,  
45,000,000 Gallons.

### SYMBOLS USED IN MAP.

- C—Consumption.
- D—Diphtheria and Croup.
- M—Measles.
- S—Scarlet Fever.
- T—Typhoid Fever.
- V—Small-Pox.



## Ward Map of Baltimore

PUBLISHED BY THE

HEALTH DEPARTMENT

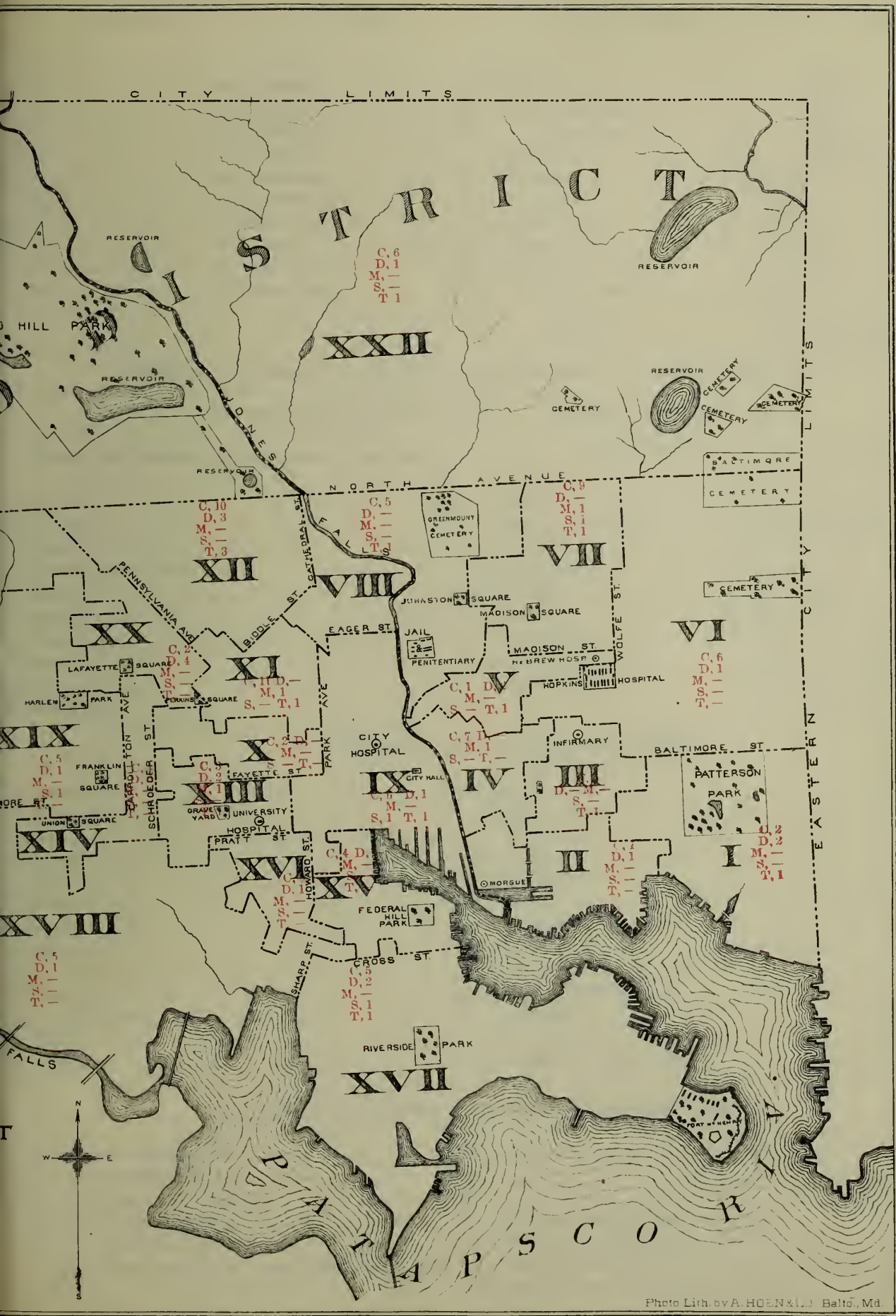
OF THE

CITY OF BALTIMORE, MD

1891.

SCALE  
ONE MILE.

William P. Twanley C.E. Delinca







**DEATHS IN EACH WARD.**

First.....	35	Twelfth .....	50
Second.....	30	Thirteenth .....	29
Third.....	32	Fourteenth.....	32
Fourth.....	20	Fifteenth.....	28
Fifth.....	29	Sixteenth.....	29
Sixth.....	42	Seventeenth.....	48
Seventh.....	31	Eighteenth .....	41
Eighth.....	35	Nineteenth .....	46
Ninth.....	54	Twentieth.....	32
Tenth.....	21	Twenty-first.....	26
Eleventh.....	53	Twenty-second .....	37

**DEATHS FROM ZYMOTIC DISEASES.**

Croup.....	4	Fever, Remittent .....	..
Cholera.....	..	“ Scarlet .....	4
Cholera Infantum.....	1	“ Typhoid .....	15
“ Morbus.....	..	“ Typhus.....	..
Diphtheria.....	26	“ Typho Malarial.....	3
Diarrhœa.....	1	Measles.....	5
Dysentery.....	3	Pyæmia.....	..
Entero Colitis.....	3	Small-pox.....	..
Erysipelas.....	2	Septicæmia.....	..
Fever, Cerebro Spinal.....	..	Tonsilitis.....	..
“ Intermittent.....	1	Varicella.....	..
“ Malarial.....	3	Whooping Cough.....	15
“ Puerperal.....	..	Total Zymotic Diseases .....	86

*Deaths in Public Institutions—Residents, 51; Non-residents, 11.*

*Coroners' Certificates, 42.*

*Official Autopsies, 4.*

**Cases of Infectious Diseases Reported.**

Small Pox.....	..
Yellow Fever.....	..
Diphtheria.....	59
Pseudo-Membranous Croup.....	14
Scarlet Fever.....	55
Varioloid .....	..
Cholera.....	..
Measles .....	33
Mumps.....	1
Whooping Cough.....	24

**NATIVITY OF DECEASED.**

Maryland.....	560	Switzerland .....	..
Other parts of the U. S.....	83	Austrian Empire.....	1
Canada .....	1	Sweden and Norway.....	..
England .....	12	Russia.....	2
Scotland .....	1	Netherlands.....	..
Wales .....	1	Denmark .....	..
Ireland .....	42	Italy .....	1
Germany .....	74	Other foreign countries .....	..
France .....	1	Unknown .....	1
Total.....	780		

**INTERMENTS IN CEMETERIES.**

Baltimore.....	74	Sharp Street.....	71
Cedar Hill.....	17	Sweet Home.....	4
Friends.....	1	St. Alphonsus'.....	39
Greenmount .....	56	St. Paul's.....	4
Hebrew.....	8	St. Patrick's.....	9
Holy Cross.....	30	St. Peter's.....	24
Loudon Park.....	64	St. Mary's.....	5
Lorraine.....	1	St. Vincent.....	8
Laurel.....	66	Western.....	34
Mt. Olivet.....	33	Public Cemeteries.....	24
Most Holy Redeemer.....	20	All others.....	37
Mt. Carmel.....	16	Out of City.....	79
New Cathedral.....	56	Received from out of City.....	66

**INSPECTION AND DISINFECTION DIVISION.**

Total number of inspections made.....	205	Number of permits issued to clean privies.....	1892
Cases of contagious disease reported.....	186	Number of loads of night soil received at dumps { Winans' Cove. 2313 Foley's Wharf.	
Cases of contagious disease inspected.....	185		
Number of premises disinfected.....	51	Number of permits granted to lay drains.....	58
Number of notices to abate nuisance issued.....	540	Number of plumbing permits issued.....	81
Legal proceedings instituted for non-compliance with notice served .....	2	Number of inspections of plumbing and drain work .....	111
		Number of registered plumbers in the city.....	239

UNITED STATES SIGNAL SERVICE.

METEOROLOGICAL SUMMARY.

BALTIMORE, MD., MONTH OF JANUARY, 1891.

DATE.	TEMPERATURE.			PRECIPITATION, IN INCHES AND HUNDRETHS.	SUMMARY.
	Mean.	Maximum.	Minimum.		
1.....	38	42	34	.25	MEAN BAROMETER..... 30.09
2.....	47	54	40	.21	Highest barometer..... 30.55, date..... 8th
3.....	32	34	30	..	Lowest barometer..... 29.27, date..... 11th
4.....	25	30	21	T	MEAN TEMPERATURE..... 38
5.....	27	32	22	T	Highest temp..... 60, date... 27th; Lowest temp..... 21, date..... 4th
6.....	30	37	24	T	Greatest daily range of temperature..... 23, date..... 27th
7.....	29	36	22	..	Least daily range of temperature..... 2, date..... 31st
8.....	32	40	25	..	MEAN TEMPERATURE for this month in
9.....	32	36	27	..	1871..... 35 1877..... 31 1883..... 32 1889..... 38
10.....	37	44	30	T	1872..... 34 1878..... 35 1884..... 32 1890..... 44
11.....	42	52	33	1.16	1873..... 34 1879..... 31 1885..... 34 1891..... 38
12.....	41	45	37	.28	1874..... 39 1880..... 43 1886..... 29 1892..... ..
13.....	35	38	32	..	1875..... 30 1881..... 30 1887..... 32 1893..... ..
14.....	39	47	31	..	1876..... 41 1882..... 35 1888..... 29 1894..... ..
15.....	34	39	30	..	Total excess in temperature during month..... 1.01
16.....	36	42	31	..	Total excess in temperature since January 1st..... 1.01
17.....	34	36	32	.36	Prevailing direction of wind..... N.W.
18.....	34	37	32	.05	Total movement of wind..... 3,740 miles
19.....	34	42	26	..	Extreme velocity of wind, direction and date..... 28—S. W.—25th
20.....	38	45	31	..	Total precipitation..... 4.89 inches
21.....	40	46	33	T	Number of days on which .01 inch or more of precipitation fell..... 12
22.....	48	54	41	1.31	TOTAL PRECIPITATION (in inches) for this month in
23.....	42	50	35	..	1871..... 1.55 1878..... 4.51 1885..... 3.07
24.....	39	45	33	.10	1872..... .88 1879..... 2.59 1886..... 4.48
25.....	36	41	32	.84	1873..... 4.27 1880..... 2.26 1887..... 2.57
26.....	38	48	28	..	1874..... 2.22 1881..... 4.84 1888..... 3.37
27.....	48	60	37	..	1875..... 2.51 1882..... 5.38 1889..... 4.22
28.....	44	50	38	.02	1876..... 1.67 1883..... 3.16 1890..... 1.80
29.....	44	46	41	.06	1877..... 3.80 1884..... 4.81 1891..... 4.89
30.....	50	55	44	.01	Total excess in precipitation during month..... 1.69
31.....	39	40	38	.24	Total excess in precipitation since January 1st..... 1.69
					Number of cloudless days... 15; Partly cloudy days... 8; Cloudy days... 8
					Dates of frost.....

C. P. CRONK,  
Observer, Signal Service, U. S. A.

NOTE.—Barometer reduced to sea level. "T" indicates trace of precipitation.



# HEALTH DEPARTMENT OF THE CITY OF BALTIMORE.

OFFICE OF THE REGISTRAR OF VITAL STATISTICS,  
CITY HALL.

## BOARD OF HEALTH.

HON. ROBERT C. DAVIDSON, MAYOR.



GEORGE H. ROHÉ, M. D., PRESIDENT,  
*Commissioner of Health and Registrar.*

JAMES F. McSHANE, M. D.  
*Assistant Commissioner of Health.*

A. ROBERT CARTER,  
*Secretary.*

### *Summary of Statistics of Births and Deaths for February, 1891.*

Population—White, 384,394; Colored, 71,033. Total, 455,427.  
Mortality for Month of February, 1891—Whites, 533; Colored, 169. Total, 702.  
Annual Death Rate per 1,000—White, 16.81; Colored, 28.56. Whole, 18.49.  
Births Reported\*—788; White Males, 339; White Females, 352; Colored Males, 45; Colored Females, 52.  
Annual Birth Rate per 1,000—White, 21.59; Colored, 16.40. Whole, 21.00.  
Still Births†—64. Marriages—327.  
\*The Returns of Births are incomplete. †Still-Births are not included in the Mortality.

### COMPARATIVE MONTHLY MORTALITY.

1888..... 711    1889..... 632    1890..... 787    1891..... 702  
Total Number of Decedents between the Age of 70 and 106—82. Combined ages, 6,441 years, averaging 78 years 6 months.

### GENERAL SUMMARY.

**The Weather.**—The mean barometric pressure during February was 30.12 inches; mean temperature, 41°; total precipitation, 5.52 inches, and prevailing direction of wind, *Northwest*. The temperature was 1.27° higher than the normal for the month, and the excess in precipitation was 1.98 inches. The total number of clear and fair days was 18.

**Mortality.**—The total deaths were 702, as against 787 for the corresponding month of 1890. Of these, 533 were white and 169 colored, a death rate of 16.81 per thousand for the former and 28.56 per thousand for the latter. The death rate for the whole population was 18.49 per thousand. 77 persons died from infectious diseases, 102 from consumption and 78 from pneumonia. 250, or 35.6 per cent. of the total deaths, were in children under five years of age.

**Infectious Diseases Reported.**—During the month 207 cases of infectious diseases were reported, an increase of 21 over January. In diphtheria and scarlet fever, there was a slight decrease, measles remained nearly stationary in prevalence, while whooping cough and croup showed a decided increase. Croup, measles and whooping cough increased from 14, 33 and 24 respectively, in January, to 20, 34 and 50 in February. Diphtheria decreased from 59 to 57, and scarlet fever from 55 to 45.

**Deaths in Hospitals.**—*Fifty-two* deaths occurred in public institutions, of which *eighteen* were reported as non-residents.

Actual Mortality for the Month of February, 1891. Males and Females, White and Colored.

CAUSE OF DEATH.	WHITE.		COLORED		CAUSE OF DEATH.	WHITE.		COLORED		CAUSE OF DEATH.	WHITE.		COLORED	
	M.	F.	M.	F.		M.	F.	M.	F.		M.	F.	M.	F.
Abscess of Lung.....	1	..	..	..	Dropsy (Gen'l).....	..	..	..	1	Intemperance.....	1	1	1	..
Appendicitis.....	1	..	..	..	“ Cardiac.....	..	..	..	..	Jaundice.....	1	2	..	..
Anæmia.....	1	1	..	..	“ Renal.....	..	..	..	..	Laparotomy.....	..	1	..	..
Angina Pectoris.....	..	1	..	..	Drowned.....	..	..	..	..	Leucocythæmia.....	1	1	..	1
Albuminuria.....	1	..	..	..	Dysentery.....	1	3	..	..	Malformation.....	..	..	..	..
Apoplexy.....	7	5	3	4	Epilepsy.....	..	1	..	..	Menopause.....	..	..	..	1
Aneurism of Aorta.....	1	1	1	..	Endocarditis.....	..	..	..	..	Miscarriage.....	..	..	..	..
Asphyxia.....	1	..	..	..	Erysipelas.....	1	..	..	..	Marasmus.....	10	7	3	4
Asthma.....	..	3	..	1	Enterocolitis.....	..	..	..	..	Meningitis.....	7	6	1	1
Ascites.....	1	..	..	..	Empyema.....	..	..	..	..	“ Tubercular....	4	2	..	3
Asthenia.....	4	4	2	..	Embolism.....	..	..	..	..	“ Cerebro Spinal.	2	1	..	1
Atelectasis Pulmonum...	1	1	1	..	Exposure.....	..	..	..	..	Murder.....	..	..	..	..
Bright's Disease.....	13	5	2	..	Fistula.....	..	..	..	..	Metro Peritonitis..	..	1	..	..
Burns.....	..	1	..	..	Fever Intermittent..	..	..	..	..	Neuroasthenia.....	..	1	..	..
Capillary Bronchitis....	4	1	3	3	“ Catarrhal.....	..	..	..	..	Old Age.....	18	8	1	4
Catarrh.....	..	..	..	..	“ Malarial.....	..	..	2	..	Ovariectomy.....	..	1	..	..
“ Bronchial.....	..	..	..	..	“ Puerperal.....	..	..	..	2	Paralysis.....	6	8	2	3
“ Nasal.....	..	..	..	..	“ Remittent.....	1	..	..	..	Pneumonia.....	26	21	13	13
Cancer of Stomach.....	..	..	..	..	“ Scarlet.....	1	..	..	..	“ Broncho.....	1	..	1	..
“ Antrum.....	1	..	..	..	“ Typhoid.....	4	3	..	1	“ Pleuro.....	2	..	..	..
“ Rectum.....	..	2	..	..	“ Typho-Malarial..	1	..	..	..	“ Typhoid.....	..	1	..	..
“ Prostrate Gland.....	1	..	..	..	Fracture of Femur..	..	..	..	..	Poison.....	..	..	..	..
“ Liver.....	..	..	..	..	“ Skull.....	..	..	..	..	Progressive Locomotor	..	..	..	..
“ Face.....	1	..	..	..	Gall Stones.....	..	..	..	..	Ataxia.....	..	1	..	..
“ Mesentery.....	..	1	..	..	Gangrene Senile.....	..	1	..	..	Premature Birth....	4	4	1	1
“ Bladder.....	..	..	..	..	“ of Perineum....	..	..	..	..	Prolonged Labor....	..	1	..	..
“ Breast.....	..	2	..	..	Gastroenteritis....	3	4	..	1	Puerperal Peritonitis.	..	1	..	..
“ Uterus.....	..	3	..	..	Hernia.....	..	..	..	..	“ Septicæmia.....	..	2	..	..
“ Ovarian.....	..	..	..	..	“ Strangulated....	..	1	..	..	“ Metritis.....	..	..	..	..
“ Bowels.....	..	1	..	..	Hemorrhage of Stomach..	..	..	..	..	Pyæmia.....	1	..	..	..
“ Throat.....	..	..	..	..	“ Navel.....	..	..	..	..	Rheumatism.....	3	..	..	..
Child Birth.....	..	3	..	..	“ Brain.....	5	..	..	..	“ Inflammatory..	1	..	..	..
Calculus.....	1	..	..	..	“ Lungs.....	2	..	..	..	Scalds.....	1	..	..	..
Cholera Infantum.....	1	..	..	..	“ Uterus.....	..	..	..	..	Septicæmia.....	1	2	..	..
“ Morbus.....	..	..	..	..	“ Bowels.....	..	1	..	..	Stricture of Bowels..	1	..	1	..
Cirrhosis of Liver.....	2	..	1	..	“ PostPartem.....	..	1	..	..	Scrotula.....	..	..	..	..
C concussion of Brain.....	..	..	..	..	Hydrocephalus.....	..	..	1	..	Softening of Brain..	3	1	..	1
Carbuncle.....	1	..	..	1	Hæmoptysis.....	..	..	..	..	Suffocation by Illumina-	..	..	..	..
Congestion of Brain.....	2	..	..	..	Inanition.....	2	1	3	2	ting Gas.....	..	..	..	..
“ Lungs.....	1	3	1	1	Indigestion.....	1	..	..	..	Sclerosis of Brain..	..	..	..	..
Consumption of Bowels..	2	..	..	..	Insanity.....	..	..	..	..	Suicide.....	..	..	..	..
“ Lungs....	46	38	10	8	Inflammation of Brain..	..	..	..	..	Surgical Kidney.....	1	..	..	..
Convulsions.....	9	11	4	10	“ Bladder.....	..	..	..	..	Syphilis.....	..	2	1	..
Croup.....	3	1	..	..	“ Bowels.....	3	1	2	2	Trismus Nascentium..	..	..	..	..
Cyanosis.....	3	..	..	..	“ Stomach.....	4	2	1	2	Tumor, Ovarian.....	..	..	..	..
Dentition.....	2	3	1	..	“ Bronchi.....	7	5	7	6	“ Cerebral.....	..	..	..	..
Diabetes.....	2	2	..	..	“ Kidneys.....	8	1	..	2	“ Abdominal.....	..	..	..	..
Debility.....	..	4	..	..	“ Larynx.....	..	..	..	..	Uræmia.....	2	1	..	..
Delirium Tremens.....	1	..	..	..	“ Liver.....	..	..	..	..	Ulcer of Leg.....	..	..	..	..
Distocia.....	..	1	..	..	“ Pericardium.....	1	..	..	..	Unknown Infant.....	..	1	..	..
Dyspepsia.....	..	2	..	..	“ Peritonæum.....	..	2	..	..	Varicella.....	..	1	..	..
Diarrhœa.....	1	2	1	..	“ Pleura.....	2	..	..	1	Whooping Cough.....	3	4	1	4
Diphtheria.....	15	12	..	..	“ Tonsils.....	..	..	..	..	Wounds by Cars.....	1	..	..	..
Disease of the Brain.....	..	..	..	..	Influenza.....	..	1	..	..	“ Crushed.....	..	..	..	..
“ Heart.....	14	11	6	6	Totals.....	46	29	16	20	“ Fall.....	2	2	..	..
Totals.....	145	125	36	34	Totals.....	46	29	16	20	Totals.....	103	85	26	27
Under 1 year.....	68	50	27	17	Between 15 and 20 years..	6	8	2	1	Between 70 and 80 years.	27	18	3	6
Between 1 and 2 years....	19	13	9	13	“ 20 and 30 years..	24	29	5	10	“ 80 and 90 years..	17	9	..	3
“ 2 and 5 years....	14	8	6	6	“ 30 and 40 years..	23	23	8	7	“ 90 and 100 years..	1	1	..	1
Total under 5 years....	101	71	42	36	“ 40 and 50 years..	28	22	8	6	“ 100 and 110 years..	..	..	1	1
Between 5 and 10 years...	8	8	2	3	“ 50 and 60 years..	26	23	4	8	Above 110 years.....	..	..	..	..
“ 10 and 15 years...	2	6	..	2	“ 60 and 70 years..	31	21	3	7	Total.....	294	239	78	91

Geographical and Statistical Description of the County of Essex

By JOHN BARRETT, Esq.

LONDON: Printed by J. JOHNSON, in Pall-mall.



LXXX



Printed by J. JOHNSON, in Pall-mall.  
1791





### DEATHS IN EACH WARD.

First.....	39	Twelfth .....	49
Second.....	23	Thirteenth .....	37
Third.....	22	Fourteenth.....	14
Fourth.....	31	Fifteenth.....	16
Fifth.....	24	Sixteenth.....	19
Sixth.....	48	Seventeenth.....	55
Seventh.....	38	Eighteenth .....	29
Eighth.....	33	Nineteenth.....	41
Ninth.....	34	Twentieth.....	35
Tenth.....	26	Twenty-first.....	17
Eleventh.....	38	Twenty-second .....	34

### DEATHS FROM ZYMOTIC DISEASES.

Croup.....	4	Fever, Remittent .....	1
Cholera.....	..	“ Scarlet.....	1
Cholera Infantum.....	1	“ Typhoid .....	8
“ Morbus.....	..	“ Typhus... ..	..
Diphtheria.....	27	“ Typho Malarial.....	1
Diarrhœa.....	4	Measles.....	..
Dysentery.....	4	Pyæmia.....	1
Entero Colitis.....	..	Small-pox.....	..
Erysipelas.....	1	Septicæmia.....	3
Fever, Cerebro Spinal.....	4	Tonsilitis.....	..
“ Intermittent.....	..	Varicella.....	1
“ Malarial.....	2	Whooping Cough.....	12
“ Puerperal.....	2	Total Zymotic Diseases .....	77

Deaths in Public Institutions—Residents, 34; Non-residents, 18.

Coroners' Certificates, 31.

Official Autopsies, 3.

### Cases of Infectious Diseases Reported.

Small Pox.....	..
Yellow Fever.....	..
Diphtheria .....	57
Pseudo-Membranous Croup.....	20
Scarlet Fever .....	45
Varioloid .....	..
Cholera.....	..
Measles.....	34
Mumps.....	1
Whooping Cough.....	50

### NATIVITY OF DECEASED.

Maryland.....	503	Switzerland.....	1
Other parts of the U. S.....	76	Austrian Empire.....	..
Canada.....	1	Sweden and Norway.....	2
England.....	12	Russia.....	..
Scotland.....	..	Netherlands.....	..
Wales.....	1	Denmark.....	..
Ireland.....	36	Italy.....	..
Germany.....	57	Other foreign countries.....	5
France.....	1	Unknown.....	2
Total.....	702		

### INTERMENTS IN CEMETERIES.

Baltimore.....	60	Sharp Street.....	67
Cedar Hill.....	14	Sweet Home.....	..
Friends.....	2	St. Alphonsus'.....	31
Greenmount.....	41	St. Paul's.....	2
Hebrew.....	15	St. Patrick's.....	10
Holy Cross.....	33	St. Peter's.....	22
Loudon Park.....	68	St. Mary's.....	7
Lorraine.....	1	St. Vincent.....	5
Laurel.....	55	Western.....	40
Mt. Olivet.....	20	Public Cemeteries.....	23
Most Holy Redeemer.....	15	All others.....	53
Mt. Carmel.....	23	Out of City.....	51
New Cathedral.....	45	Received from out of City.....	55

### INSPECTION AND DISINFECTION DIVISION.

Total number of inspections made.....	339	Number of permits issued to clean privies.....	2232
Cases of contagious disease reported.....	207	Number of loads of night soil received at dumps { Winans' Cove.	3098
Cases of contagious disease inspected.....	212	{ Foley's Wharf.	
Number of premises disinfected.....	38	Number of permits granted to lay drains.....	83
Number of notices to abate nuisance issued.....	641	Number of plumbing permits issued .....	65
Legal proceedings instituted for non-compliance with notice served .....	4	Number of inspections of plumbing and drain work .....	166
		Number of registered plumbers in the city.....	240

UNITED STATES SIGNAL SERVICE.

METEOROLOGICAL SUMMARY.

BALTIMORE, MD., MONTH OF FEBRUARY, 1891.

DATE.	TEMPERATURE.			PRECIPITATION, IN INCHES AND HUNDRETHS.	SUMMARY.
	Mean.	Maximum.	Minimum.		
1.....	50	63	37	.06	MEAN BAROMETER..... 30.12
2.....	48	55	42	..	Highest barometer..... 30.70, date..... 15th
3.....	47	54	40	.32	Lowest barometer..... 29.52, date..... 25th
4.....	23	26	20	..	MEAN TEMPERATURE..... 41
5.....	25	34	16	..	Highest temp..... 73, date... 17th; Lowest temp..... 16, date..... 5th
6.....	41	50	32	T	Greatest daily range of temperature..... 27, date..... 16th
7.....	42	46	38	.74	Least daily range of temperature..... 5, date..... 19th
8.....	43	49	37	.02	MEAN TEMPERATURE for this month in
9.....	38	42	33	.76	1871..... 40 1877..... 40 1883..... 39 1889..... 29
10.....	40	46	35	.10	1872..... 36 1878..... 40 1884..... 42 1890..... 43
11.....	36	42	29	..	1873..... 35 1879..... 32 1885..... 28 1891..... 41
12.....	36	40	31	.01	1874..... 37 1880..... 41 1886..... 31 1892..... ..
13.....	42	46	37	.20	1875..... 29 1881..... 35 1887..... 38 1893..... ..
14.....	38	44	31	..	1876..... 38 1882..... 41 1888..... 36 1894..... ..
15.....	37	47	27	..	Total excess in temperature during month..... 1.27
16.....	54	67	40	.48	Total excess in temperature since January 1st..... 2.28
17.....	66	73	58	.22	Prevailing direction of wind..... N.W.
18.....	60	71	50	..	Total movement of wind..... 4,385 miles
19.....	36	38	33	..	Extreme velocity of wind, direction and date..... 26—S.—28th
20.....	36	40	31	.24	Total precipitation..... 5.52 inches
21.....	47	55	39	.96	Number of days on which .01 inch or more of precipitation fell..... 16
22.....	42	47	38	.54	TOTAL PRECIPITATION (in inches) for this month in
23.....	38	45	32	..	1871..... 1.38 1878..... 3.31 1885..... 4.40
24.....	44	53	34	..	1872..... 1.46 1879..... 1.55 1886..... 5.44
25.....	56	62	51	.35	1873..... 4.74 1880..... 1.96 1887..... 4.69
26.....	38	42	33	.49	1874..... 3.18 1881..... 5.68 1888..... 2.83
27.....	28	31	24	.03	1875..... 2.91 1882..... 3.73 1889..... 2.53
28.....	33	44	22	..	1876..... 2.96 1883..... 4.69 1890..... 4.80
29.....	..	..	..	..	1877..... 1.87 1884..... 6.69 1891..... 5.52
30.....	..	..	..	..	Total excess in precipitation during month..... 1.98
31.....	..	..	..	..	Total excess in precipitation since January 1st..... 3.67
					Number of cloudless days... 8; Partly cloudy days... 10; Cloudy days... 10
					Dates of frost.....

C. P. CRONK,  
Observer, Signal Service, U. S. A.

NOTE.—Barometer reduced to sea level. "T" indicates trace of precipitation.




# HEALTH DEPARTMENT OF THE CITY OF BALTIMORE.

OFFICE OF THE REGISTRAR OF VITAL STATISTICS,

CITY HALL.

## BOARD OF HEALTH.

HON. ROBERT C. DAVIDSON, MAYOR.



GEORGE H. ROHÉ, M. D., PRESIDENT,

*Commissioner of Health and Registrar.*

JAMES F. McSHANE, M. D.

*Assistant Commissioner of Health.*

A. ROBERT CARTER,

*Secretary.*

### *Summary of Statistics of Births and Deaths for March, 1891.*

**Population**—White, 384,394; Colored, 71,033. Total, 455,427.

**Mortality for Month of March, 1891**—Whites, 555; Colored, 174. Total, 729.

**Annual Death Rate per 1,000**—White, 17.34; Colored, 29.70. Whole, 19.23.

**Births Reported\***—782; White Males, 336; White Females, 351; Colored Males, 47; Colored Females, 48.

**Annual Birth Rate per 1,000**—White, 21.29; Colored, 16.05. Whole, 20.62.

**Still Births†**—48. **Marriages**—306.

\* The Returns of Births are incomplete.

† Still-Births are not included in the Mortality.

### COMPARATIVE MONTHLY MORTALITY.

1888..... 952    1889..... 791    1890..... 1,032    1891..... 729

**Total Number of Deceaseds between the Age of 70 and 100**—107. Combined ages, 8,321 years, averaging 77 years 9 months.

### GENERAL SUMMARY.

**The Weather.**—The mean barometric pressure during March was 30.12 inches; mean temperature, 39°; total precipitation, 7.94 inches, and prevailing direction of wind, *Northeast*. The temperature was 1.07° lower than the normal for the month, and the excess in precipitation was 3.85 inches. The total number of clear and fair days was 16.

**Mortality.**—The total deaths were 729, as against 1,032 for the corresponding month of 1890. Of these, 555 were white and 174 colored, a death rate of 17.34 per thousand for the former and 29.70 per thousand for the latter. The death rate for the whole population was 19.23 per thousand. 55 persons died from infectious diseases, 94 from consumption and 83 from pneumonia. 241, or 33 per cent. of the total deaths, were in children under five years of age.

**Infectious Diseases Reported.**—During the month 163 cases of infectious diseases were reported, a decrease of 45 from February. In diphtheria, scarlet fever and croup, there was a slight decrease, while in measles and whooping cough the decrease was decided. Diphtheria decreased from 57 to 53, croup from 20 to 18, scarlet fever from 45 to 44, measles from 34 to 13, and whooping cough from 50 to 31.

**Deaths in Hospitals.**—*Forty nine* deaths occurred in public institutions, of which *nineteen* were reported as non-residents.

Actual Mortality for the Month of March, 1891. Males and Females, White and Colored.

CAUSE OF DEATH.	WHITE.		COLORED		CAUSE OF DEATH.	WHITE.		COLORED		CAUSE OF DEATH.	WHITE.		COLORED	
	M.	F.	M.	F.		M.	F.	M.	F.		M.	F.	M.	F.
Abscess of Liver.....	..	1	..	..	Dropsy (Gen'l) .....	..	..	..	1	Intemperance.....	2	..	..	..
Abortion .....	..	1	..	..	“ Cardiac.....	4	..	..	..	Jaundice.....	1	2	..	..
Anæmia .....	..	..	..	..	“ Renal.....	..	..	..	..	Laparotomy.....	..	1	..	..
“ Pernicious.....	..	1	..	..	Drowned.....	2	..	..	..	Malformation.....	1	..	..	1
Angina Pectoris.....	..	2	..	..	Dysentery.....	1	2	..	1	Marasmus.....	3	7	1	1
Albuminuria.....	..	..	1	..	Epilepsy.....	..	..	1	..	Measles.....	..	1	..	1
Apoplexy.....	9	13	..	1	Endocarditis.....	1	2	..	..	Meningitis.....	8	6	3	1
Aneurism of Aorta.....	1	..	..	..	Erysipelas.....	1	..	..	..	“ Tubercular....	3	..	1	2
Asthma.....	4	3	2	..	Enterocolitis.....	..	1	..	..	“ Cerebro Spinal.	1	1	..	..
Ascites.....	..	..	..	..	Empyema.....	..	..	..	..	Noma.....	1	..	..	..
Asthenia.....	..	2	..	2	Embolism.....	1	1	1	..	Necrosis.....	..	1	..	..
Atelectasis Pulmonum...	..	..	..	..	Exposure.....	..	..	..	..	Old Age.....	11	17	..	4
Bright's Disease.....	10	10	3	..	Eczema.....	..	1	..	..	Pelvic Cellulitis...	..	1	..	..
Burns.....	2	2	..	2	Fever Intermittent .....	..	..	..	..	Paralysis.....	10	10	..	3
Capillary Bronchitis.....	..	3	2	1	“ Catarrhal.....	..	..	..	..	Pneumonia.....	32	30	9	12
Catarrh.....	..	..	..	..	“ Malarial.....	1	2	..	..	“ Broncho.....	..	1	..	1
“ Bronchial.....	..	..	..	..	“ Puerperal.....	..	..	..	..	“ Pleuro.....	..	1	..	..
“ Nasal.....	..	..	..	..	“ Remittent.....	..	1	..	..	“ Typhoid.....	..	..	..	..
Cancer of Stomach.....	2	1	..	..	“ Scarlet.....	4	..	..	..	Poison.....	..	..	..	..
“ Abdomen.....	1	..	..	..	“ Typhoid.....	2	1	..	..	Progressive Locomotor	..	..	..	..
“ Rectum.....	..	..	..	..	“ Typho-Malarial ..	1	..	..	..	Ataxia.....	2	..	..	..
“ Arm.....	..	1	..	..	Fracture of Femur.....	..	1	..	..	Premature Birth.....	11	8	1	3
“ Liver.....	..	2	1	..	“ Skull.....	..	..	..	..	Prolonged Labor.....	1	2	..	..
“ Face.....	..	..	..	..	Gall Stones.....	..	..	..	..	Purpura.....	1	..	..	..
“ Mesentery.....	..	..	..	..	Gangrene Senile.....	1	..	..	..	Puerperal Peritonitis.	..	2	..	..
“ Bladder.....	1	..	..	..	“ of Perineum....	..	..	..	..	“ Septicæmia.....	..	1	..	..
“ Breast.....	..	3	..	..	Gastroenteritis.....	6	3	1	1	Rheumatism.....	..	1	..	..
“ Uterus.....	..	4	..	3	Hernia.....	..	..	..	..	“ Inflammatory..	..	..	..	..
“ Bowels.....	..	..	..	..	“ Strangulated.....	1	..	..	..	Scalds.....	2	..	..	..
“ Throat.....	..	..	..	..	Hemorrhage of Stomach..	1	..	..	..	Spinal Sclerosis.....	1	..	..	..
“ Larynx.....	..	1	..	..	“ Navel.....	..	..	1	..	Scrotula.....	..	..	..	1
Child Birth.....	..	1	..	1	“ Brain.....	3	4	1	..	Softening of Brain.....	1	1	..	..
Calculus.....	..	..	..	..	“ Lungs.....	..	1	..	..	Suffocation by Illumina-	..	..	..	..
Cholera Infantum.....	..	..	..	..	“ Uterus.....	..	..	..	..	ting Gas.....	..	..	..	..
“ Morbus.....	..	..	..	..	“ Bowels.....	..	..	..	..	Suffocation by Smoke...	..	..	3	..
Cirrhosis of Liver.....	4	1	..	..	“ PostPartem.....	..	..	..	..	Suicide.....	2	..	..	..
Concussion of Brain.....	..	..	..	..	Hydrocephalus.....	..	..	1	..	Syphilis.....	1	..	2	1
Carbuncle.....	..	..	..	..	Hæmoptysis.....	..	..	..	..	Typhlitis.....	..	1	..	..
Congestion of Brain.....	4	1	..	..	Inanition.....	2	3	..	3	Trismus Nascentium....	..	1	..	..
“ Lungs.....	4	5	..	..	Indigestion.....	1	..	..	..	Tetanus.....	1	..	..	..
Consumption of Bowels...	..	..	1	..	Inflammation of Brain...	1	1	..	..	Tumor, Ovarian.....	..	..	..	..
“ Lungs.....	31	22	22	19	“ Bladder.....	4	..	1	..	“ Cerebral.....	..	..	..	..
Convulsions.....	12	6	1	5	“ Bowels.....	..	1	..	..	“ Abdominal.....	1	1	..	1
Croup.....	1	1	..	..	“ Stomach.....	2	5	1	1	Tabes Mesenterica.....	..	..	..	1
Cyanosis.....	3	1	..	..	“ Bronchi.....	8	6	5	6	Uræmia.....	..	..	..	..
Dentition.....	4	2	..	1	“ Kidneys.....	1	6	..	..	Ulcer of Bowels.....	1	..	..	..
Diabetes.....	..	2	..	..	“ Larynx.....	1	..	..	..	“ Stomach.....	1	..	..	..
Debility.....	1	1	..	..	“ Liver.....	3	1	..	1	Unknown Adult.....	..	..	1	..
Delirium Tremens.....	1	..	..	..	“ Pericardium.....	..	1	..	..	“ Infant.....	1	1	..	1
Distocia.....	..	..	..	..	“ Peritonæum.....	1	3	..	1	Varicella.....	..	..	..	..
Dyspepsia.....	..	..	..	..	“ Pleura.....	1	1	..	..	Whooping Cough.....	4	2	1	3
Diarrhœa.....	..	..	..	1	“ Tonsils.....	..	1	..	..	Wounds by Cars.....	6	..	..	..
Diphtheria.....	11	8	..	2	Influenza.....	1	..	1	2	“ Crushed.....	2	..	..	1
Disease of the Brain.....	..	..	..	..	Intussusception.....	1	..	..	1	“ Fall.....	1	..	..	..
“ Heart.....	16	13	5	5	Totals.....	57	49	13	19	Extra Uterine Pregnancy.	..	..	..	1
Totals.....	122	114	98	43	Totals.....	57	49	13	19	Totals.....	113	100	22	39
Under 1 year.....	65	48	15	23	Between 15 and 20 years..	6	10	1	4	Between 70 and 80 years.	28	36	..	9
Between 1 and 2 years....	18	11	6	7	“ 20 and 30 years..	24	10	8	6	“ 80 and 90 years.	9	17	..	2
“ 2 and 5 years....	14	14	8	12	“ 30 and 40 years..	24	21	12	11	“ 90 and 100 years.	2	4	..	1
Total under 5 years....	97	73	29	42	“ 40 and 50 years..	26	17	11	9	“ 100 and 110 years.	..	..	..	..
Between 5 and 10 years...	9	9	4	3	“ 50 and 60 years..	31	27	3	5	Above 110 years.....	..	..	..	..
“ 10 and 15 years...	3	3	3	4	“ 60 and 70 years..	33	36	2	5	Total.....	292	263	73	101

THE NATIONAL ARCHIVES

RECORDS OF THE



THE NATIONAL ARCHIVES  
RECORDS OF THE  
LIBRARY











### DEATHS IN EACH WARD.

First.....	35	Twelfth .....	51
Second.....	22	Thirteenth .....	24
Third.....	32	Fourteenth.....	27
Fourth.....	26	Fifteenth.....	30
Fifth.....	25	Sixteenth.....	28
Sixth.....	55	Seventeenth.....	41
Seventh.....	37	Eighteenth .....	38
Eighth.....	36	Nineteenth .....	33
Ninth.....	35	Twentieth.....	32
Tenth.....	28	Twenty-first.....	24
Eleventh.....	48	Twenty-second .....	22

### DEATHS FROM ZYMOTIC DISEASES.

Croup.....	2	Fever, Remittent .....	1
Cholera.....	..	“ Scarlet .....	4
Cholera Infantum.....	..	“ Typhoid .....	3
“ Morbus.....	..	“ Typhus... ..	..
Diphtheria.....	21	“ Typho Malarial.....	1
Diarrhœa.....	1	Measles.....	2
Dysentery.....	4	Pyæmia.....	..
Entero Colitis.....	1	Small-pox.....	..
Erysipelas.....	1	Septicæmia.....	..
Fever, Cerebro Spinal.....	2	Tonsilitis.....	1
“ Intermittent.....	..	Varicella.....	..
“ Malarial.....	3	Whooping Cough.....	10
“ Puerperal.....	..	Total Zymotic Diseases ..	57

Deaths in Public Institutions—Residents, 30; Non-residents, 19.

Coroners' Certificates, 45.

Official Autopsies, 3.

### Cases of Infectious Diseases Reported.

Small Pox.....	..
Yellow Fever.....	..
Diphtheria .....	53
Pseudo-Membranous Croup.....	18
Scarlet Fever .....	44
Varioloid .....	..
Cholera.....	..
Measles .....	13
Mumps .....	3
Whooping Cough.....	31

### NATIVITY OF DECEASED.

Maryland.....	508	Switzerland.....	..
Other parts of the U. S.....	71	Austrian Empire.....	1
Canada.....	2	Sweden and Norway.....	..
England .....	8	Russia.....	1
Scotland .....	..	Netherlands.....	..
Wales.....	1	Denmark .....	1
Ireland.....	45	Italy .....	1
Germany .....	85	Other foreign countries.....	4
France.....	..	Unknown .....	1
Total.....	729		

### INTERMENTS IN CEMETERIES.

Baltimore.....	71	Sharp Street.....	52
Cedar Hill.....	11	Sweet Home.....	2
Friends.....	1	St. Alphonsus'.....	29
Greenmount.....	48	St. Paul's... ..	2
Hebrew .....	10	St. Patrick's .....	9
Holy Cross.....	31	St. Peter's.....	29
Loudon Park.....	68	St. Mary's.....	4
Lorraine... ..	..	St. Vincent.....	2
Laurel.....	79	Western .....	35
Mt. Olivet.....	35	Public Cemeteries.....	26
Most Holy Redeemer.....	16	All others.....	33
Mt. Carmel.....	31	Out of City... ..	51
New Cathedral.....	54	Received from out of City.....	64

### INSPECTION AND DISINFECTION DIVISION.

Total number of inspections made.....	207	Number of permits issued to clean privies.....	2885
Cases of contagious disease reported.....	162	Number of loads of night soil received at dumps { Winans' Cove. 3587 Foley's Wharf.	
Cases of contagious disease inspected.....	182	Number of permits granted to lay drains.....	87
Number of premises disinfected.....	52	Number of plumbing permits issued.....	61
Number of notices to abate nuisance issued.....	963	Number of inspections of plumbing and drain work .....	174
Legal proceedings instituted for non-compliance with notice served .....	17	Number of registered plumbers in the city.....	240

UNITED STATES SIGNAL SERVICE.

METEOROLOGICAL SUMMARY.

BALTIMORE, MD., MONTH OF MARCH, 1891.

DATE.	TEMPERATURE.			PRECIPITATION, IN INCHES AND HUNDRETHS.	SUMMARY.
	Mean.	Maximum.	Minimum.		
1.....	24	28	20	.01	MEAN BAROMETER..... 30.12
2.....	22	27	16	..	Highest barometer..... 30.60, date..... 1st
3.....	29	34	42	.56	Lowest barometer..... 29.52, date..... 23d
4.....	36	42	30	.18	MEAN TEMPERATURE..... 39
5.....	30	36	24	..	Highest temp..... 60, date... 23d; Lowest temp..... 16, date..... 2d
6.....	28	33	22	.07	Greatest daily range of temperature..... 26, date..... 16th
7.....	34	40	27	.01	Least daily range of temperature..... 3, date..... 31st
8.....	36	39	34	24	MEAN TEMPERATURE for this month in
9.....	42	48	37	.32	1871..... 48 1877..... 41 1883..... 39 1889..... 43
10.....	40	47	34	.10	1872..... 37 1878..... 49 1884..... 44 1890..... 42
11.....	42	52	32	..	1873..... 39 1879..... 44 1885..... 35 1891..... 39
12.....	44	49	40	1 29	1874..... 44 1880..... 43 1886..... 42 1892..... ..
13.....	47	54	40	.15	1875..... 40 1881..... 42 1887..... 38 1893..... ..
14.....	32	37	27	T	1876..... 40 1882..... 45 1888..... 37 1894..... ..
15.....	28	36	21	..	Total deficiency in temperature during month..... 1 07
16.....	44	57	31	..	Total excess in temperature since January 1st..... 1.21
17.....	30	36	24	..	Prevailing direction of wind..... N. E.
18.....	40	50	29	..	Total movement of wind..... 6,033 miles
19.....	45	52	38	.01	Extreme velocity of wind, direction and date..... 26—N. E.—27th
20.....	44	42	37	.89	Total precipitation..... 7.94 inches
21.....	39	42	36	.05	Number of days on which .01 inch or more of precipitation fell..... 13
22.....	44	52	37	1.15	TOTAL PRECIPITATION (in inches) for this month in
23.....	54	60	49	.21	1871..... 3.03 1878..... 4.74 1885..... 1.60
24.....	52	55	55	T	1872..... 3.06 1879..... 1.65 1886..... 4 85
25.....	48	55	41	T	1873..... 3.02 1880..... 4.82 1887..... 3.49
26.....	38	45	31	..	1874..... 1.41 1881..... 7.59 1888..... 4.62
27.....	34	37	32	1 02	1875..... 4.72 1882..... 3.43 1889..... 5.71
28.....	36	41	32	.95	1876..... 6.37 1883..... 3.68 1890..... 4 07
29.....	44	50	38	..	1877..... 3.60 1884..... 6.37 1891..... 7.94
30.....	48	58	39	..	Total excess in precipitation during month..... 3 85
31.....	44	45	42	.82	Total excess in precipitation since January 1st..... 7.52
					Number of cloudless days... 11; Partly cloudy days... 5; Cloudy days... 15
					Dates of frost..... 18th

C. P. CRONK,  
Observer, Signal Service, U. S. A.

NOTE.—Barometer reduced to sea level. "T" indicates trace of precipitation.

# HEALTH DEPARTMENT OF THE CITY OF BALTIMORE.

OFFICE OF THE REGISTRAR OF VITAL STATISTICS,

CITY HALL.

## BOARD OF HEALTH.

HON. ROBERT C. DAVIDSON, MAYOR.

GEORGE H. ROHÉ, M. D., PRESIDENT,


*Commissioner of Health and Registrar.*

JAMES F. McSHANE, M. D.

*Assistant Commissioner of Health.*

A. ROBERT CARTER,

*Secretary.*



### *Summary of Statistics of Births and Deaths for April, 1891.*

Population—White, 384,394; Colored, 71,033. Total, 455,427.

Mortality for Month of April, 1891—Whites, 648; Colored, 202. Total, 850.

Annual Death Rate per 1,000—White, 20.25; Colored, 34.42. Whole, 22.41.

Births Reported\*—641; White Males, 311; White Females, 259; Colored Males, 29; Colored Females, 42.

Annual Birth Rate per 1,000—White, 17.81; Colored, 11.86. Whole, 16.88.

Still Births†—71. Marriages—398.

\* The Returns of Births are incomplete.

† Still-Births are not included in the Mortality.

### COMPARATIVE MONTHLY MORTALITY.

1888..... 620    1889..... 596    1890..... 724    1891..... 850

Total Number of Deceaseds between the Age of 70 and 100—125. Combined ages, 9,729 years, averaging 77 years 10 months.

### GENERAL SUMMARY.

**The Weather.**—The mean barometric pressure during April was 30.04 inches; mean temperature, 56°; total precipitation, 2.48 inches, and prevailing direction of wind, *Northwest*. The temperature was .89° higher than the normal for the month, and the deficiency in precipitation was .79 inches. The total number of clear and fair days was 24.

**Mortality.**—The total deaths were 850, as against 724 for the corresponding month of 1890. Of these, 648 were white and 202 colored, a death rate of 20.85 per thousand for the former and 34.42 per thousand for the latter. The death rate for the whole population was 22.41 per thousand. 42 persons died from infectious diseases, 106 from consumption and 135 from pneumonia. 243, or 28.6 per cent. of the total deaths, were in children under five years of age.

**Infectious Diseases Reported.**—During the month 147 cases of infectious diseases were reported, a decrease of 15 from March. In diphtheria, croup and whooping cough, there was a decrease, and an increase in scarlet fever and measles.

**Deaths in Hospitals.**—*Fifty-one* deaths occurred in public institutions, of which *twenty-one* were reported as non-residents.



Actual Mortality for the Month of April, 1891. Males and Females, White and Colored.

CAUSE OF DEATH.	WHITE.		COLORED		CAUSE OF DEATH.	WHITE		COLORED		CAUSE OF DEATH.	WHITE.		COLORED	
	M.	F.	M.	F.		M.	F.	M.	F.		M.	F.	M.	F.
Abscess of Liver.....	..	..	..	..	Dropsy (Gen'l).....	1	2	..	2	Intemperance.....	4	1	..	..
Abortion.....	..	..	..	..	“ Cardiac.....	..	..	..	..	Jaundice.....	1	1	..	..
Anæmia.....	..	..	..	..	“ Renal.....	..	..	..	..	Laparotomy.....	..	..	..	..
“ Pernicious.....	..	..	..	..	Drowned.....	6	..	..	..	Malformation.....	..	..	..	..
Angina Pectoris.....	3	..	..	..	Dysentery.....	..	..	..	..	Marasmus.....	7	10	..	..
Asphyxia.....	..	1	1	..	Epilepsy.....	..	..	..	1	Murder.....	1	..	..	..
Apoplexy.....	7	7	1	2	Endocarditis.....	1	..	..	1	Meningitis.....	8	4	1	..
Aneurism of Aorta.....	..	..	..	..	Erysipelas.....	1	..	..	..	“ Tubercular.....	4	2	..	..
Asthma.....	4	1	1	1	Enterocolitis.....	1	..	..	..	“ Cerebro Spinal.....	..	1	..	..
Ascites.....	..	1	..	..	Empyema.....	..	..	..	..	Noma.....	..	..	..	..
Asthenia.....	1	2	..	..	Embolism.....	..	..	..	..	Neurasthenia.....	..	1	..	..
Atelectasis Pulmonum.....	..	1	..	1	Exposure.....	..	..	..	..	Old Age.....	17	24	..	5
Bright's Disease.....	12	2	2	2	Eczema.....	..	..	..	..	Phlebitis.....	1	..	..	..
Burns.....	1	3	..	3	Fever Intermittent.....	..	..	..	..	Paralysis.....	8	11	1	4
Capillary Bronchitis.....	2	3	1	..	“ Catarrhal.....	..	..	..	..	Pneumonia.....	50	41	17	20
Catarrh.....	1	1	..	..	“ Malarial.....	..	1	..	..	“ Broncho.....	..	..	..	1
“ Bronchial.....	..	..	..	..	“ Puerperal.....	..	..	..	..	“ Pleuro.....	2	2	..	..
“ Nasal.....	..	..	..	..	“ Remittent.....	1	..	..	..	“ Typhoid.....	..	1	1	..
Cancer of Stomach.....	1	3	..	..	“ Scarlet.....	4	4	..	..	Poison.....	..	..	..	..
“ Ovarian.....	..	1	..	..	“ Typhoid.....	1	1	3	..	Progressive Locomotor	..	..	..	..
“ Diffused.....	2	..	1	..	“ Typho-Malarial.....	2	1	1	..	Ataxia.....	..	..	..	..
“ Neck.....	1	..	..	..	Fracture of Femur.....	1	..	..	..	Premature Birth.....	7	5	4	2
“ Liver.....	2	..	..	..	“ Skull.....	..	..	..	..	Prolonged Labor.....	1	1	..	..
“ Pancreas.....	1	..	..	..	Gastralgia.....	..	..	..	1	Pyelitis.....	1	..	..	..
“ Mesentery.....	..	..	..	..	Gangrene Senile.....	2	..	..	..	Puerperal Peritonitis.....	..	2	..	2
“ Axilla.....	..	1	..	..	“ of Leg.....	..	..	..	1	“ Septicæmia.....	..	5	..	..
“ Breast.....	..	2	..	..	Gastroenteritis.....	1	2	2	1	Rheumatism.....	..	1	2	..
“ Uterus.....	..	2	..	3	Hernia.....	..	..	..	..	“ Inflammatory.....	..	..	1	..
“ Vagina.....	..	1	..	..	“ Strangulated.....	1	..	..	..	Scalds.....	..	..	..	..
“ Tongue.....	1	..	..	..	Hemorrhage of Stomach.....	..	..	..	..	Spinal Sclerosis.....	..	..	..	..
“ Larynx.....	..	1	..	..	“ Navel.....	..	1	1	..	Scrofula.....	1	..	..	..
Child Birth.....	..	..	..	4	“ Brain.....	2	1	1	1	Softening of Brain.....	4	..	..	..
Circumcision.....	1	..	..	..	“ Lungs.....	..	..	..	..	Suffocation by Illumina-	..	..	..	1
Cholera Infantum.....	..	..	..	..	“ Uterus.....	..	..	..	..	ting Gas.....	..	..	..	..
Congestive Chill.....	2	..	..	..	Hæmatemesis.....	..	..	1	..	Suffocation by Smoke.....	..	..	..	..
Cirrhosis of Liver.....	7	..	..	..	Herpes.....	..	1	..	..	Suicide.....	5	1	..	..
Carbuncle.....	1	..	..	..	Hydrocephalus.....	..	1	1	..	Sclerosis of Brain.....	..	..	..	..
Congestion of Brain.....	4	..	1	..	Hodgkin's Disease.....	1	..	..	..	“ Spinal.....	1	..	..	..
“ Lungs.....	1	1	..	..	Inanition.....	5	5	1	3	Trismus Nascentium.....	2	..	..	..
Consumption of Bowels.....	1	..	..	..	Insanity.....	..	1	..	..	Tetanus.....	..	..	..	..
“ Lungs.....	36	34	16	20	Inflammation of Brain.....	3	2	..	..	Tumor, Ovarian.....	..	..	..	..
Convulsions.....	11	8	3	1	“ Bladder.....	..	..	1	..	“ Cerebral.....	..	..	..	..
“ Puerperal.....	..	1	..	1	“ Bowels.....	1	1	..	..	“ Abdominal.....	..	1	..	..
Croup.....	1	..	..	..	“ Stomach.....	4	8	..	2	Tabes Mesenterica.....	..	1	..	..
Cyanosis.....	..	4	..	..	“ Bronchi.....	13	13	6	8	Uræmia.....	2	1	..	1
Dentition.....	3	3	..	1	“ Kidneys.....	7	4	1	1	Ulcer of Bowels.....	..	..	..	..
Diabetes.....	..	1	..	..	“ Larynx.....	..	..	..	1	“ Stomach.....	..	1	..	1
Debility.....	1	..	..	..	“ Liver.....	1	..	..	..	Unknown Adult.....	..	..	..	..
Delirium Tremens.....	..	..	..	..	“ Pericardium.....	2	..	2	..	“ Infant.....	1	..	..	..
Dyspepsia.....	1	..	..	..	“ Peritonæum.....	..	1	..	1	Varicella.....	..	..	..	..
Diarrhœa.....	1	..	..	2	“ Pleura.....	..	..	..	..	Whooping Cough.....	3	4	1	..
Diphtheria.....	10	3	..	..	“ Tonsils.....	..	..	1	1	Wounds by Cars.....	5	..	..	..
Disease of the Brain.....	..	..	..	..	Influenza.....	11	14	3	3	“ Crushed.....	1	..	..	..
“ Heart.....	21	16	7	4	Intussusception.....	..	1	..	1	“ Fall.....	4	1	..	1
“ Spine.....	..	1	1	..	Totals.....	73	65	25	29	Extra Uterine Pregnancy.....	..	..	..	..
Totals.....	141	105	35	45						Totals.....	141	123	28	40
Under 1 year.....	66	57	21	20	Between 15 and 20 years..	8	8	5	7	Between 70 and 80 years	39	34	3	10
Between 1 and 2 years....	15	17	7	7	“ 20 and 30 years..	27	29	13	13	“ 80 and 90 years	19	15	..	3
“ 2 and 5 years....	19	8	3	3	“ 30 and 40 years..	23	19	5	14	“ 90 and 100 years.	1	6	..	2
Total under 5 years....	100	82	31	30	“ 40 and 50 years..	36	20	10	15	“ 100 and 110 years.	..	..	..	..
Between 5 and 10 years..	13	9	..	2	“ 50 and 60 years..	39	29	13	9	Above 110 years.....	..	..	..	..
“ 10 and 15 years....	1	6	1	2	“ 60 and 70 years..	49	36	7	7	Total.....	355	293	88	114



# Summary of Sanitary Statistics OF THE CITY OF BALTIMORE, FOR APRIL, 1891.

POPULATION:	}	Police Census Nov. 1890,	{	White	384,394
				Colored	71,033
		U. S. Census 1890, - - - -			434,439

## POPULATION BY WARDS.

POLICE CENSUS NOVEMBER, 1890:

Wards.	White.	Colored.	Total.
First.....	23,001	443	23,474
Second.....	19,024	391	19,415
Third.....	14,151	2,167	16,318
Fourth.....	13,987	2,413	16,400
Fifth.....	12,406	3,264	15,670
Sixth.....	24,302	3,843	28,145
Seventh.....	24,149	1,290	25,739
Eighth.....	22,368	4,314	26,682
Ninth.....	13,640	3,242	16,882
Tenth.....	11,855	4,292	16,147
Eleventh.....	10,264	11,005	21,269
Twelfth.....	20,175	5,251	25,426
Thirteenth.....	12,619	2,407	15,026
Fourteenth.....	15,739	2,323	18,062
Fifteenth.....	11,567	3,574	15,141
Sixteenth.....	10,557	4,251	14,808
Seventeenth.....	25,719	764	26,483
Eighteenth.....	24,094	3,393	27,487
Nineteenth.....	20,032	5,426	25,458
Twentieth.....	16,811	3,799	20,610
Twenty-first.....	15,510	918	16,428
Twenty-second.....	22,094	2,333	24,327
<b>Total.....</b>	<b>384,394</b>	<b>71,033</b>	<b>455,427</b>

TOTAL DEATHS,	}	White.....	{	Male.....	355
				Female...	293
		Colored.....		Male....	88
				Female....	114
TOTAL BIRTHS REPORTED,	}	White.....	{	Male.....	311
				Female....	259
		Colored.....		Male.....	29
				Female...	42

AVERAGE DAILY WATER SUPPLY,  
45,000,000 Gallons.

### SYMBOLS USED IN MAP.

- C—Consumption.
- D—Diphtheria and Croup.
- M—Measles.
- S—Scarlet Fever.
- T—Typhoid Fever.
- V—Small-Pox.



## Ward Map of Baltimore

PUBLISHED BY THE

HEALTH DEPARTMENT

OF THE

CITY OF BALTIMORE, MD.

1891.

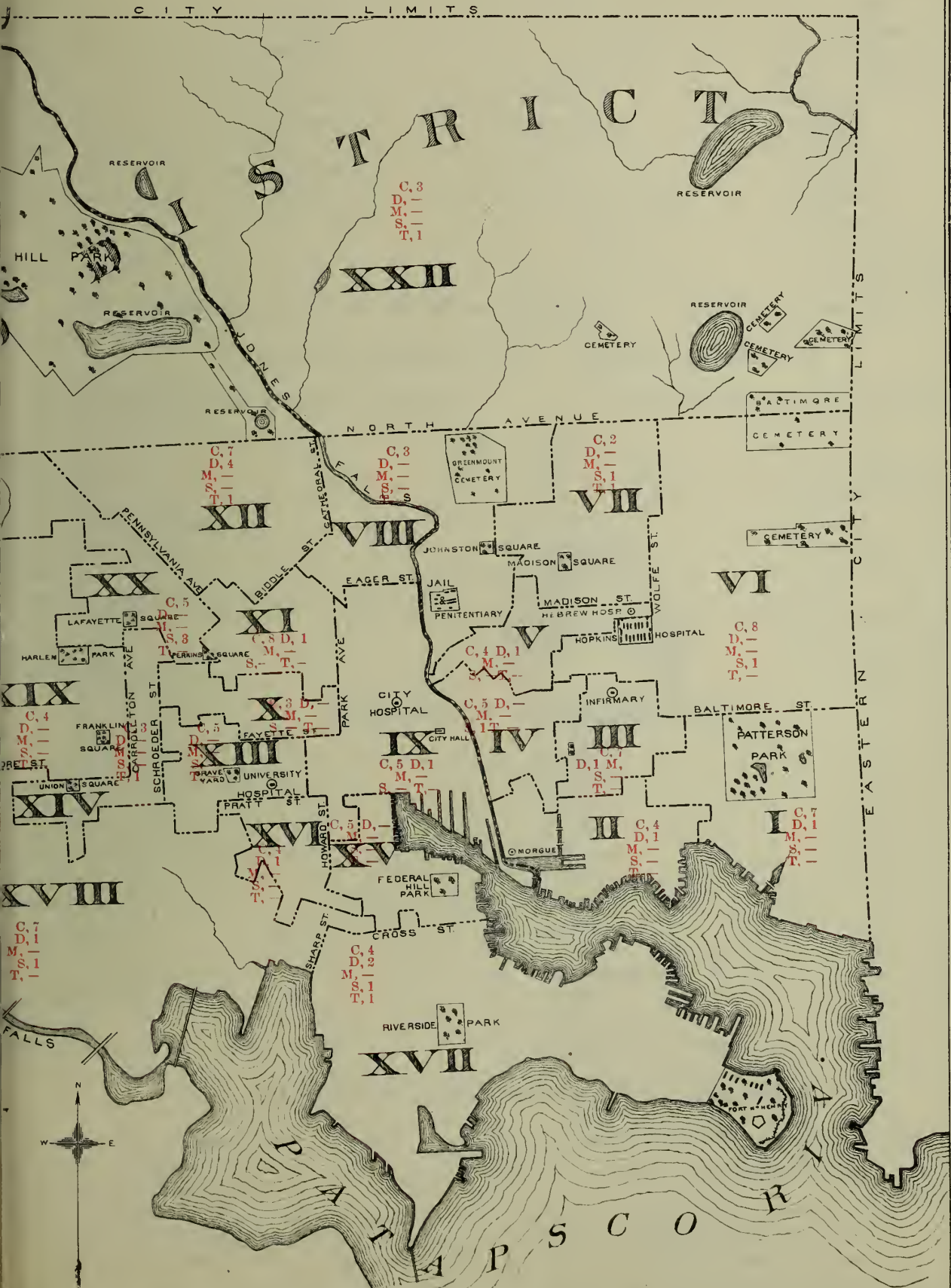
SCALE.  
ONE MILE.

William P. Twamley C.E. Delinctor



CITY LIMITS

# DISTRICT









**UNITED STATES SIGNAL SERVICE.**

**METEOROLOGICAL SUMMARY.**

**BALTIMORE, MD., MONTH OF APRIL, 1891.**

DATE.	TEMPERATURE.			PRECIPITATION, IN INCHES AND HUNDRETHS.	SUMMARY.
	Mean.	Maximum.	Minimum.		
1.....	41	44	38	.03	<b>MEAN BAROMETER</b> ..... 30.04
2.....	42	45	39	.72	Highest barometer..... 30.49, date..... 10th
3.....	46	52	40	.09	Lowest barometer..... 29.53, date..... 3d
4.....	40	43	38	.06	<b>MEAN TEMPERATURE</b> ..... 56
5.....	37	44	30	..	Highest temp..... 86, date... 30th; Lowest temp..... 30, date..... 5th
6.....	39	46	32	..	Greatest daily range of temperature..... 34, date..... 30th
7.....	42	50	33	..	Least daily range of temperature..... 4, date..... 10th
8.....	44	55	34	..	<b>MEAN TEMPERATURE for this month in</b>
9.....	46	55	36	..	1871..... 59    1877..... 53    1883..... 52    1889..... 54
10.....	46	48	44	.03	1872..... 55    1878..... 58    1884..... 52    1890..... 54
11.....	53	61	45	.98	1873..... 52    1879..... 53    1885..... 54    1891..... 56
12.....	54	59	48	.14	1874..... 47    1880..... 55    1886..... 55    1892..... ..
13.....	54	68	41	..	1875..... 49    1881..... 52    1887..... 51    1893..... ..
14.....	63	79	47	..	1876..... 52    1882..... 52    1888..... 53    1894..... ..
15.....	69	82	56	T	Total excess in temperature during month..... .89
16.....	65	73	57	..	Total excess in temperature since January 1st..... 2.06
17.....	62	70	54	..	Prevailing direction of wind..... N. W.
18.....	68	80	55	.20	Total movement of wind..... 4,430 miles
19.....	74	84	64	.05	Extreme velocity of wind, direction and date..... 20—S. W.—23d
20.....	64	71	57	..	Total precipitation..... 2.48 inches
21.....	62	70	54	..	Number of days on which .01 inch or more of precipitation fell..... 10
22.....	68	81	55	..	<b>TOTAL PRECIPITATION (in inches) for this month in</b>
23.....	70	76	63	T	1871..... 1.90    1878..... 4.19    1885..... 1.37
24.....	62	67	57	.18	1872..... 2.96    1879..... 3.69    1886..... 2.06
25.....	55	65	45	..	1873..... 2.77    1880..... 3.07    1887..... 2.44
26.....	56	69	42	..	1874..... 6.65    1881..... 2.00    1888..... 2.11
27.....	66	82	51	..	1875..... 4.27    1882..... 2.14    1889..... 8.70
28.....	68	75	61	..	1876..... 1.90    1883..... 3.20    1890..... 3.94
29.....	57	70	44	..	1877..... 3.30    1884..... 2.65    1891..... 2.48
30.....	69	86	52	..	Total deficiency in precipitation during month..... 79
31.....	..	..	..	..	Total excess in precipitation since January 1st..... 6.73
					Number of cloudless days... 15; Partly cloudy days... 9; Cloudy days... 6
					Dates of frost..... 9th, 13th

C. P. CRONK,  
Observer, Signal Service, U. S. A.

NOTE.—Barometer reduced to sea level. "T" indicates trace of precipitation.

# HEALTH DEPARTMENT OF THE CITY OF BALTIMORE.

OFFICE OF THE REGISTRAR OF VITAL STATISTICS,

CITY HALL.

## BOARD OF HEALTH.

HON. ROBERT C. DAVIDSON, MAYOR.

GEORGE H. ROHÉ, M. D., PRESIDENT,

*Commissioner of Health and Registrar.*

JAMES F. McSHANE, M. D.

*Assistant Commissioner of Health.*

A. ROBERT CARTER,

*Secretary.*



### *Summary of Statistics of Births and Deaths for May, 1891.*

Population—White, 384,394; Colored, 71,033. Total, 455,427.

Mortality for Month of May, 1891—Whites, 699; Colored, 193. Total, 892.

Annual Death Rate per 1,000—White, 21.84; Colored, 32.62. Whole, 23.52.

Births Reported\*—662; White Males, 317; White Females, 274; Colored Males, 36; Colored Females, 35.

Annual Birth Rate per 1,000—White, 18.49; Colored, 12.00. Whole, 20.68.

Still Births†—72. Marriages—332.

\*The Returns of Births are incomplete.

†Still-Births are not included in the Mortality.

### COMPARATIVE MONTHLY MORTALITY.

1888..... 544    1889..... 565    1890.....1,012    1891..... 892

Total Number of Decedents between the Age of 70 and 99—163. Combined ages, 13,186 years, averaging 78 years — months.

### GENERAL SUMMARY.

**The Weather.**—The mean barometric pressure during May was 30.07 inches; mean temperature, 62°; total precipitation, 3.11 inches, and prevailing direction of wind, *North* and *Northeast*. The temperature was .53° lower than the normal for the month, and the deficiency in precipitation was .44 inches. The total number of clear and fair days was 18.

**Mortality.**—The total deaths were 892, as against 1,012 for the corresponding month of 1890. Of these, 699 were white and 193 colored, a death rate of 21.84 per thousand for the former and 32.62 per thousand for the latter. The death rate for the whole population was 23.52 per thousand. 60 persons died from infectious diseases, 94 from consumption and 123 from pneumonia. 296, or 33.2 per cent. of the total deaths, were in children under five years of age.

**Infectious Diseases Reported.**—During the month 173 cases of infectious diseases were reported, an increase of 26 over April. In diphtheria, croup, scarlet fever and whooping cough, there was an increase, and in measles a slight decrease.

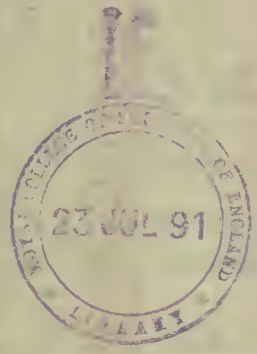
**Deaths in Hospitals.**—*Fifty-eight* deaths occurred in public institutions, of which *twenty-three* were reported as non-residents.

Actual Mortality for the Month of May, 1891. Males and Females, White and Colored.

CAUSE OF DEATH.	WHITE.		COLORED		CAUSE OF DEATH.	WHITE.		COLORED		CAUSE OF DEATH.	WHITE.		COLORED	
	M.	F.	M.	F.		M.	F.	M.	F.		M.	F.	M.	F.
Abscess of Cerebral.....	..	1	..	..	Dropsy (Gen'l) .....	1	2	..	3	Intemperance.....	..	3	..	..
"    Neck.....	..	1	..	..	"    Cardiac.....	..	..	..	..	Jaundice.....	1	1	..	..
"    Pelvic.....	..	..	..	1	"    Renal.....	..	..	..	..	Laparotomy.....	..	..	..	1
Atheroma.....	1	..	..	..	Drowned.....	2	..	..	..	Leucocythæmia.....	..	..	..	1
Angina Pectoris.....	1	..	..	1	Dysentery.....	5	1	..	..	Malformation... ..	..	1	..	..
Albuminuria.....	1	..	..	..	Epilepsy.....	1	1	..	..	Marasmus.....	6	11	5	..
Asphyxia.....	3	..	..	..	Endocarditis.....	1	2	..	..	Meningitis.....	3	5	3	1
Apoplexy.....	7	9	1	..	Erysipelas.....	1	2	..	..	"    Tubercular....	4	..	..	..
Aneurism of Aorta.....	1	..	..	..	Enterocolitis.....	3	1	..	..	Measles.....	1	..	1	..
Asthma.....	1	2	2	2	Empyema.....	..	..	..	..	Noma.....	..	..	..	..
Ascites.....	1	1	..	..	Embolism.....	1	..	..	..	Neurasthenia.....	..	..	..	..
Asthénia.....	4	1	2	2	Exposure.....	..	..	..	..	Old Age.....	15	26	1	2
Atelectasis Pulmonum....	..	..	..	1	Eczema.....	..	..	..	1	Ovariectomy.....	..	1	..	..
Bright's Disease.....	8	7	4	1	Fever Intermittent.....	..	..	..	..	Paralysis.....	7	11	..	6
Burns.....	2	1	..	..	"    Catarrhal.....	..	..	..	..	Pneumonia.....	49	35	17	14
Capillary Bronchitis.....	5	4	2	2	"    Malarial.....	..	1	..	..	"    Broncho.....	1	2	2	..
Catarrh.....	1	..	..	..	"    Puerperal.....	..	..	..	..	"    Pleuro.....	..	1	..	..
"    Nasal.....	..	..	..	..	"    Remittent.....	..	..	1	..	"    Typhoid.....	2	..	..	..
Cancer of Stomach.....	2	2	..	..	"    Scarlet.....	2	1	..	..	Poison.....	..	..	..	..
"    Rectum.....	..	1	..	..	"    Typhoid.....	8	..	1	..	Progressive Locomotor	..	..	..	..
"    Diffused.....	1	1	..	..	"    Typho-Malarial.....	..	..	1	..	Ataxia.....	..	1	..	..
"    Ventricular....	1	..	..	..	Fracture of Femur.....	..	2	..	..	Premature Birth.....	9	16	1	2
"    Liver.....	2	1	..	..	"    Skull.....	..	..	..	..	Prolonged Labor.....	1	1	..	..
"    Face.....	..	1	..	..	Gastralgia.....	..	..	..	..	Purpura.....	..	1	..	..
"    Lungs.....	..	1	..	..	Gangrene Senile.....	..	2	..	..	Phlegmatia Dolens....	..	1	..	..
"    Axilla.....	..	1	..	..	"    of Leg.....	..	..	..	..	Puerperal Peritonitis..	..	3	..	..
"    Breast.....	..	2	..	1	Gastroenteritis.....	2	1	2	..	Phrenitis.....	..	1	..	..
"    Uterus.....	..	7	..	2	Hernia.....	..	1	..	..	Pyæmia.....	..	1	..	..
"    Gnathophagus....	..	1	..	..	"    Strangulated.....	1	..	1	..	Rheumatism.....	1	..	..	..
"    Bowels.....	..	..	1	..	Hemorrhage of Stomach..	..	..	..	..	"    Inflammatory..	2	..	..	..
"    Larynx.....	..	..	..	..	"    Navel.....	..	..	..	..	Septicæmia.....	1	1	..	..
Child Birth.....	..	3	..	..	"    Brain.....	..	1	..	2	Softening of Brain....	1	1	..	..
Calculus.....	..	2	..	..	"    Lungs.....	1	..	..	..	Suffocation by Illumina-	..	..	..	..
Cholera Infantum.....	3	..	..	..	"    Uterus.....	..	1	..	..	"    ting Gas.....	..	..	..	..
"    Morbus.....	..	2	..	..	Hæmatemesis.....	..	..	..	..	Stricture of Bowels....	1	1	..	1
Cirrhosis of Liver.....	4	3	1	..	Herpes.....	..	..	..	..	Suicide.....	1	..	..	..
Carbuncle.....	..	..	..	..	Hydrocephalus.....	1	..	..	..	Sclerosis of Brain....	..	1	..	..
Congestion of Brain.....	3	..	..	..	Hodgkin's Disease.....	..	..	..	..	Spina Bifida.....	..	..	..	1
"    Lungs.....	2	2	1	..	Inanition.....	6	1	5	3	Syphilis.....	1	2	..	1
Consumption of Bowels... ..	..	..	..	..	Insanity.....	..	..	..	..	Trismus Nascentium....	1	..	..	1
"    Lungs.....	38	33	12	11	Inflammation of Brain... ..	..	2	..	..	Tumor, Ovarian.....	..	..	..	..
Convulsions.....	7	8	5	5	"    Bladder.....	1	..	..	..	"    Cerebral.....	2	..	..	..
"    Puerperal....	..	1	..	..	"    Bowels.....	1	1	1	1	Typhlitis.....	..	..	1	..
Croup.....	2	..	1	..	"    Stomach.....	3	2	..	1	Tabes Mesenterica.....	..	..	1	..
Cyanosis.....	..	1	..	..	"    Bronchi.....	8	13	4	3	Tetanus.....	1	..	..	..
Dentition.....	2	6	2	..	"    Kidneys.....	7	2	1	2	Uræmia.....	..	1	..	..
Diabetes.....	1	2	..	..	"    Larynx.....	1	..	..	..	Ulcer of Bowels.....	..	1	..	..
Debility.....	..	..	..	..	"    Liver.....	..	..	..	..	"    Stomach.....	..	..	..	..
Delirium Tremens.....	..	..	..	..	"    Pericardium.....	..	1	..	..	Unknown Adult.....	1	..	..	..
Dyspepsia.....	..	..	..	..	"    Peritonæum.....	2	4	..	..	"    Infant.....	..	..	..	..
Diarrhœa.....	1	3	..	..	"    Pleura.....	..	..	..	..	Whooping Cough.....	7	3	1	3
Diphtheria.....	12	10	1	2	"    Tonsils.....	..	..	..	..	Wounds by Cars.....	1	1	1	..
Disease of the Brain.....	..	..	..	..	Influenza.....	21	35	6	11	"    Crushed.....	1	1	..	..
"    Heart.....	14	21	6	2	Intussusception.....	..	..	..	..	"    Fall.....	2	4	..	1
"    Spine.....	3	..	..	..	Totals.....	80	80	23	27	"    Gunshot.....	1	..	..	..
Totals.....	134	142	41	33	Between 15 and 20 years..	13	11	1	5	Totals.....	124	139	34	35
Under 1 year.....	74	60	34	25	"    20 and 30 years..	24	16	7	6	Between 70 and 80 years.	36	56	3	7
Between 1 and 2 years... ..	19	20	11	7	"    30 and 40 years..	31	23	7	7	"    80 and 90 years..	16	36	1	6
"    2 and 5 years... ..	25	10	6	5	"    40 and 50 years..	24	30	9	11	"    90 and 100 years..	2	5	..	..
Total under 5 years.....	118	90	51	37	"    50 and 60 years..	25	33	5	6	"    100 and 110 years..	..	..	..	..
Between 5 and 10 years... ..	7	14	6	4	"    60 and 70 years..	37	45	6	4	Above 110 years.....	..	..	..	..
"    10 and 15 years... ..	5	2	2	2	Totals.....	338	361	98	95	Total.....	338	361	98	95



British Library  
96 Euston Road  
London NW1 2DB



BRITISH LIBRARY  
96 EUSTON ROAD  
LONDON NW1 2DB  
TEL: 020 7412 6400  
FAX: 020 7412 6401







UNITED STATES SIGNAL SERVICE.

METEOROLOGICAL SUMMARY.

BALTIMORE, MD., MONTH OF MAY, 1891.

DATE.	TEMPERATURE.			PRECIPITATION, IN INCHES AND HUNDRETHS.	SUMMARY.
	Mean.	Maximum.	Minimum.		
1.....	72	80	64	..	MEAN BAROMETER..... 30.07
2.....	63	70	56	T	Highest barometer..... 30.42, date..... 21st
3.....	62	70	54	.35	Lowest barometer..... 29.82, date..... 16th
4.....	58	70	46	..	MEAN TEMPERATURE..... 62
5.....	49	54	44	T	Highest temp..... 88, date... 11th; Lowest temp..... 40, date..... 6th
6.....	47	54	40	T	Greatest daily range of temperature..... 30, date..... 11th
7.....	54	62	45	..	Least daily range of temperature..... 2, date..... 23d
8.....	62	77	48	..	MEAN TEMPERATURE for this month in
9.....	72	86	57	..	1871..... 65 1877..... 62 1883..... 64 1889..... 65
10.....	72	85	60	..	1872..... 67 1878..... 64 1884..... 65 1890..... 64
11.....	73	88	58	.07	1873..... 62 1879..... 66 1885..... 63 1891..... 62
12.....	62	69	54	.33	1874..... 63 1880..... 71 1886..... 62 1892..... ..
13.....	60	67	53	..	1875..... 64 1881..... 68 1887..... 67 1893..... ..
14.....	62	68	56	T	1876..... 64 1882..... 59 1888..... 63 1894..... ..
15.....	54	57	51	.21	Total excess in temperature during month..... .53
16.....	60	70	50	.28	Total excess in temperature since January 1st..... 1.53
17.....	54	64	44	..	Prevailing direction of wind..... N. & N. E.
18.....	62	77	48	..	Total movement of wind..... 4,828 miles
19.....	66	78	53	..	Extreme velocity of wind, direction and date..... 25—N.—22d
20.....	68	77	59	.07	Total precipitation..... 3.11 inches
21.....	69	76	62	.03	Number of days on which .01 inch or more of precipitation fell..... 14
22.....	76	88	65	.10	TOTAL PRECIPITATION (in inches) for this month in
23.....	57	58	56	.13	1871..... 2.03 1878..... 5.38 1885..... 4.50
24.....	56	62	49	.15	1872..... 1.42 1879..... 2.74 1886..... 7.07
25.....	62	67	57	T	1873..... 6.31 1880..... 1.23 1887..... 2.57
26.....	66	71	62	.47	1874..... 1.92 1881..... 2.30 1888..... 4.22
27.....	56	62	51	T	1875..... 1.49 1882..... 3.42 1889..... 6.82
28.....	62	69	54	.25	1876..... 4.94 1883..... 1.22 1890..... 5.98
29.....	58	65	52	.65	1877..... 2.23 1884..... 3.17 1891..... 3.11
30.....	65	72	58	T	Total deficiency in precipitation during month..... .44
31.....	70	77	62	.02	Total excess in precipitation since January 1st..... 6.29
					Number of cloudless days... 13; Partly cloudy days... 5; Cloudy days... 13
					Dates of frost..... 6th

C. P. CRONK,  
Observer, Signal Service, U. S. A.

NOTE.—Barometer reduced to sea level. "T" indicates trace of precipitation.

# HEALTH DEPARTMENT OF THE CITY OF BALTIMORE.

OFFICE OF THE REGISTRAR OF VITAL STATISTICS,

CITY HALL.

## BOARD OF HEALTH.

HON. ROBERT C. DAVIDSON, MAYOR.

JAMES F. McSHANE, M. D., PRESIDENT,

*Commissioner of Health and Registrar.*

H. L. SPICER, M. D.,

*Assistant Commissioner of Health.*

A. ROBERT CARTER,

*Secretary.*

### *Summary of Statistics of Births and Deaths for June, 1891.*

Population—White, 384,394; Colored, 71,033. Total, 455,427.

Mortality for Month of June, 1891—Whites, 578; Colored, 147. Total, 725.

Annual Death Rate per 1,000—White, 18.07; Colored, 24.84. Whole, 19.12.

Births Reported\*—676; White Males, 310; White Females, 285; Colored Males, 44; Colored Females, 37.

Annual Birth Rate per 1,000—White, 18.59; Colored, 13.69. Whole, 17.82.

Still Births†—76. Marriages—441.

\*The Returns of Births are incomplete.

†Still-Births are not included in the Mortality.

### COMPARATIVE MONTHLY MORTALITY.

1888..... 874    1889..... 874    1890.....1,094    1891..... 725

Total Number of Decedents between the Age of 70 and 92—92. Combined ages, 7,188 years, averaging 78 years 1 month.

### GENERAL SUMMARY.

**The Weather.**—The mean barometric pressure during June was 29.97 inches; mean temperature, 72°; total precipitation, 5.45 inches, and prevailing direction of wind, *Northwest*. The temperature was .25° lower than the normal for the month, and the excess in precipitation was 1.36 inches. The total number of clear and fair days was 16.

**Mortality.**—The total deaths were 725, as against 1,094 for the corresponding month of June, 1890. Of these, 578 were white and 147 colored; a death rate of 18.07 per thousand for the former and 24.84 per thousand for the latter. The death rate for the whole population was 19.12 per thousand. 48 persons died from infectious-diseases, 60 from consumption and 45 from pneumonia. 319, or 44 per cent. of the total deaths, were in children under five years of age.

**Infectious Diseases Reported.**—During the month 167 cases of infectious diseases were reported, a decrease of 6. over the preceding month.

**Deaths in Hospitals.**—*Sixty-two* deaths occurred in public institutions, of which *seventeen* were reported as non-residents.

Actual Mortality for the Month of June, 1891. Males and Females, White and Colored.

CAUSE OF DEATH.	WHITE.		COLORED		CAUSE OF DEATH.	WHITE.		COLORED		CAUSE OF DEATH.	WHITE.		COLORED	
	M.	F.	M.	F.		M.	F.	M.	F.		M.	F.	M.	F.
Abscess of Cerebral.....	..	..	..	..	Dropsy (Gen'l).....	..	3	2	1	Intemperance.....	2	..	..	..
“ Neck.....	..	..	..	..	“ Cardiac.....	..	..	..	..	Jaundice.....	..	..	..	..
“ Pelvic.....	..	..	..	..	“ Renal.....	..	..	..	..	Laparotomy.....	..	2	..	..
Abortion.....	1	..	..	..	Drowned.....	7	..	3	..	Malformation.....	..	..	..	..
Angina Pectoris.....	1	..	1	..	Dysentery.....	7	3	..	1	Marasmus.....	7	4	2	2
Albuminuria.....	..	..	..	..	Epilepsy.....	..	2	..	..	Meningitis.....	12	7	2	1
Anæmia.....	..	..	..	..	Endocarditis.....	..	..	..	1	“ Tubercular.....	2	..	..	2
Apoplexy.....	7	8	..	1	Erysipelas.....	..	..	..	..	“ Cerebro Spinal.....	1	1	..	..
Aneurism of Aorta.....	..	..	..	..	Enterocolitis.....	2	6	3	2	Measles.....	..	..	..	..
Asthma.....	2	..	..	..	Empyema.....	..	..	..	..	Noma.....	..	..	..	..
Ascites.....	1	1	..	..	Embolism.....	..	..	..	..	Neurasthenia.....	1	1	..	..
Asthenia.....	1	1	..	..	Eczema.....	..	..	..	..	Old Age.....	14	11	3	..
Atelectasis Pulmonum.....	..	..	..	..	Execution.....	1	..	..	..	Ostitis.....	..	..	1	..
Bright's Disease.....	7	4	2	..	Fever Intermittent.....	1	..	..	..	Paralysis.....	8	7	1	3
Burns.....	1	..	..	..	“ Catarrhal.....	..	..	..	..	Pneumonia.....	12	13	7	5
Capillary Bronchitis.....	3	3	1	..	“ Malarial.....	..	..	..	..	“ Broncho.....	2	..	1	1
Catarrh.....	..	..	..	..	“ Puerperal.....	..	1	..	..	“ Pleuro.....	1	2	1	..
Cellulitis.....	1	..	..	..	“ Remittent.....	1	..	1	..	“ Typhoid.....	..	..	..	..
Cancer of Stomach.....	2	..	2	..	“ Scarlet.....	3	6	..	..	Poison.....	..	1	..	..
“ Rectum.....	1	2	..	..	“ Typhoid.....	3	2	1	..	Progressive Locomotor	..	..	..	..
“ Diffused.....	..	..	..	..	“ Typho-Malarial.....	..	2	..	..	Ataxia.....	..	..	..	..
“ Ventricular.....	..	..	..	..	Fracture of Femur.....	..	..	..	..	Premature Birth.....	10	6	1	..
“ Liver.....	1	..	..	..	“ Skull.....	1	..	..	1	Prolonged Labor.....	..	..	..	..
“ Face.....	2	1	..	..	Gastralgia.....	..	..	..	..	Perityphlitis.....	1	..	..	..
“ Lungs.....	..	..	..	..	Gangrene Senile.....	..	..	..	..	Puerperal Peritonitis.....	..	3	..	..
“ Axilla.....	..	..	..	..	“ of Leg.....	..	..	..	..	“ Septicæmia.....	..	3	..	..
“ Breast.....	..	4	..	..	Gastroenteritis.....	3	4	1	1	Pyæmia.....	..	1	..	..
“ Uterus.....	..	2	..	..	Hernia.....	..	1	..	..	Rheumatism.....	..	2	..	..
“ Œsophagus.....	..	..	..	..	“ Strangulated.....	1	..	..	..	“ Inflammatory.....	..	..	..	1
“ Bowels.....	..	..	..	..	Hemorrhage of Stomach.....	1	..	..	..	Scrofula.....	..	..	1	..
“ Larynx.....	..	..	..	..	“ Navel.....	..	..	2	..	Septicæmia.....	..	1	..	..
Child Birth.....	2	..	1	..	“ Brain.....	..	1	1	..	Softening of Brain.....	2	2	..	1
Calculus.....	2	..	..	..	“ Lungs.....	2	..	1	..	Suffocation by Illumina-	..	..	..	..
Cholera Infantum.....	38	33	9	5	“ Uterus.....	..	..	..	..	ting Gas.....	..	..	..	..
“ Morbus.....	..	..	..	2	Hæmatemesis.....	..	..	..	..	Stricture of Bowels.....	1	..	..	..
Cirrhosis of Liver.....	1	..	..	..	Herpes.....	..	..	..	..	Suicide.....	2	1	..	..
Carbuncle.....	..	..	..	..	Hydrocephalus.....	1	1	..	..	Scalds.....	1	..	..	..
Congestion of Brain.....	2	1	..	..	Indigestion.....	1	..	..	..	Stomatitis.....	1	..	..	..
“ Lungs.....	2	2	..	..	Inanition.....	5	4	2	2	Syphilis.....	..	..	1	1
Consumption of Bowels.....	1	..	..	..	Insanity.....	1	..	..	..	Sun Stroke.....	..	..	1	..
“ Lungs.....	19	23	11	7	Inflammation of Brain.....	3	3	..	..	Trismus Nascentium.....	1	1	..	..
Convulsions.....	10	10	2	3	“ Bladder.....	..	..	..	..	Tumor, Ovarian.....	..	..	..	..
“ Puerperal.....	..	2	..	..	“ Bowels.....	5	..	..	..	“ Cerebral.....	1	..	..	..
Croup.....	..	3	..	..	“ Stomach.....	5	1	1	1	Tabes Mesenterica.....	..	..	..	..
Cyanosis.....	1	2	..	..	“ Bronchi.....	7	4	3	1	Tetanus.....	..	..	..	..
Dentition.....	10	3	1	1	“ Kidneys.....	3	4	1	2	Uræmia.....	1	..	..	..
Diabetes.....	1	..	..	..	“ Larynx.....	1	..	..	..	Ulcer of Bowels.....	..	..	..	..
Debility.....	..	1	..	1	“ Liver.....	1	..	..	..	“ Rectum.....	..	1	..	..
Delirium Tremens.....	2	..	..	..	“ Pericardium.....	1	..	..	..	Unknown Adult.....	..	..	..	..
Dyspepsia.....	..	..	..	..	“ Peritonæum.....	2	2	..	..	Varicella.....	1	..	..	..
Diarrhœa.....	3	4	..	..	“ Pleura.....	1	1	..	..	Whooping Cough.....	2	4	1	1
Diphtheria.....	6	13	..	2	“ Tonsils.....	..	..	..	..	Wounds by Cars.....	4	1	..	..
Disease of the Brain.....	..	..	..	..	Influenza.....	5	9	6	3	“ Crushed.....	..	..	..	..
“ Heart.....	11	6	5	4	Insolation.....	2	1	1	..	“ Fall.....	4	1	..	..
“ Spine.....	..	..	..	..	Totals.....	77	61	29	16	“ Gunshot.....	..	..	..	..
Totals.....	134	136	34	27	Between 15 and 20 years..	3	9	3	4	Totals.....	94	76	23	18
Under 1 year.....	97	79	30	13	“ 20 and 30 years..	24	15	8	5	Between 70 and 80 years.	21	30	6	3
Between 1 and 2 years....	20	20	5	10	“ 30 and 40 years..	16	18	8	3	“ 80 and 90 years.	15	12	2	1
“ 2 and 5 years....	18	20	2	5	“ 40 and 50 years..	23	10	5	8	“ 90 and 100 years.	2	1	..	..
Total under 5 years....	135	119	37	28	“ 50 and 60 years..	15	14	8	4	“ 100 and 110 years.	..	..	..	..
Between 5 and 10 years....	13	13	7	2	“ 60 and 70 years..	34	28	2	2	Above 110 years.....	..	..	..	..
“ 10 and 15 years....	4	4	..	1	Totals.....	305	273	86	61	Total.....	305	273	86	61





# Summary of Sanitary Statistics OF THE CITY OF BALTIMORE, FOR JUNE, 1891.

POPULATION:	{	Police Census Nov. 1890,	{ White 384,394
			{ Colored 71,033
	{	U. S. Census 1890,	434,439

## POPULATION BY WARDS.

POLICE CENSUS NOVEMBER, 1890:

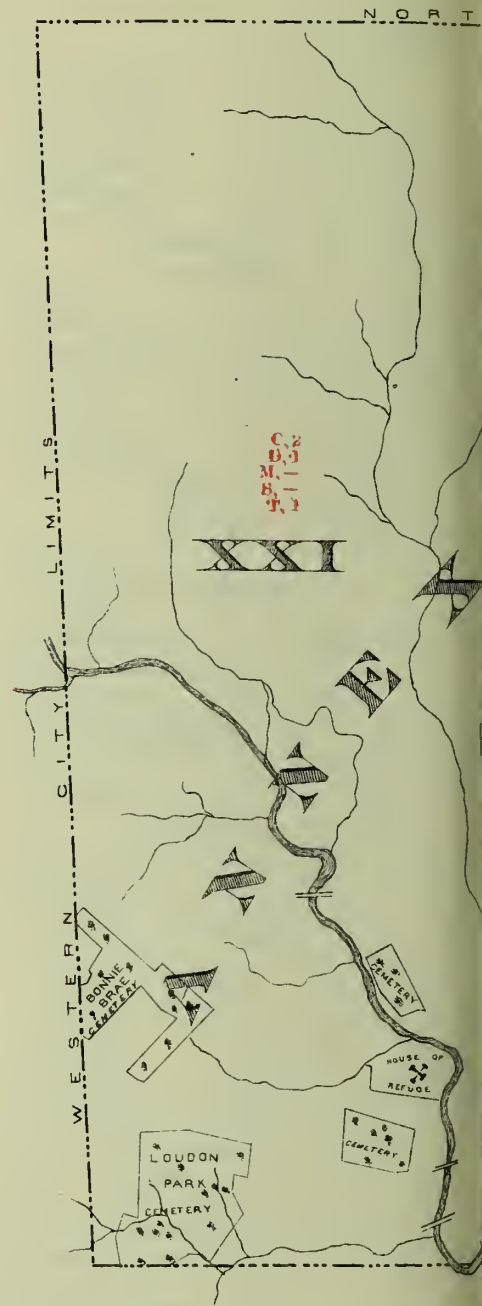
Wards.	White.	Colored.	Total.
First.....	23,001	443	23,474
Second.....	19,024	391	19,415
Third.....	14,151	2,167	16,318
Fourth.....	13,987	2,413	16,400
Fifth.....	12,406	3,264	15,670
Sixth.....	24,302	3,843	28,145
Seventh.....	24,449	1,290	25,739
Eighth.....	22,368	4,314	26,682
Ninth.....	13,640	3,242	16,882
Tenth.....	11,855	4,292	16,147
Eleventh.....	10,264	11,005	21,269
Twelfth.....	20,175	5,251	25,426
Thirteenth.....	12,619	2,407	15,026
Fourteenth.....	15,739	2,323	18,062
Fifteenth.....	11,567	3,574	15,141
Sixteenth.....	10,557	4,281	14,838
Seventeenth.....	25,719	764	26,483
Eighteenth.....	24,094	3,393	27,487
Nineteenth.....	20,032	5,426	25,458
Twentieth.....	16,811	3,799	20,610
Twenty-first.....	15,510	918	16,428
Twenty-second.....	22,094	2,233	24,327
Total.....	384,394	71,033	455,427

TOTAL DEATHS,	{	White.....	{ Male..... 305
			{ Female... 273
	{	Colored.....	{ Male..... 86
			{ Female... 61
TOTAL BIRTHS REPORTED,	{	White.....	{ Male..... 310
			{ Female... 285
	{	Colored.....	{ Male..... 44
			{ Female... 37

AVERAGE DAILY WATER SUPPLY,  
45,000,000 Gallons.

### SYMBOLS USED IN MAP.

- C—Consumption.
- D—Diphtheria and Croup.
- M—Measles.
- S—Scarlet Fever.
- T—Typhoid Fever.
- V—Small-Pox.



## Ward Map of Baltimore

PUBLISHED BY THE

HEALTH DEPARTMENT

OF THE

CITY OF BALTIMORE, M.

1891.

SCALE  
ONE MILE

William P. Twamley, C. E., Delineator









UNITED STATES SIGNAL SERVICE.

METEOROLOGICAL SUMMARY.

BALTIMORE, MD., MONTH OF JUNE, 1891.

DATE.	TEMPERATURE.			PRECIPITATION, IN INCHES AND HUNDREDTHS.	SUMMARY.
	Mean.	Maximum.	Minimum.		
1.....	70	81	60	..	MEAN BAROMETER..... 29.97 Highest barometer..... 30.52, date..... 8th Lowest barometer..... 29.68, date..... 17th
2.....	78	88	67	..	
3.....	80	90	70	.02	MEAN TEMPERATURE..... 72 Highest temp.... 94, date... 16th; Lowest temp..... 47, date..... 8th Greatest daily range of temperature..... 26, date..... 8th Least daily range of temperature..... 6, date..... 7th
4.....	73	80	66	1.26	
5.....	57	60	54	.44	MEAN TEMPERATURE for this month in 1871..... 74 1877..... 74 1883..... 75 1889..... 71 1872..... 75 1878..... 70 1884..... 73 1890..... 75 1873..... 74 1879..... 73 1885..... 73 1891..... 72 1874..... 76 1880..... 75 1886..... 70 1892..... .. 1875..... 74 1881..... 71 1887..... 72 1893..... .. 1876..... 76 1882..... 74 1888..... 73 1894..... ..
6.....	60	66	54	.01	
7.....	53	56	50	.49	Total deficiency in temperature during month..... 25 Total excess in temperature since January 1st..... 1.28 Prevailing direction of wind..... N. W Total movement of wind..... 5,112 miles Extreme velocity of wind, direction and date..... 40—N.E.—4th
8.....	60	73	47	..	
9.....	63	76	50	..	Total precipitation..... 5.45 inches Number of days on which .01 inch or more of precipitation fell..... 11
10.....	70	79	62	..	
11.....	72	83	60	..	TOTAL PRECIPITATION (in inches) for this month in 1871..... 2.82 1878..... 4.09 1885..... 6.31 1872..... 4.16 1879..... 3.92 1886..... 5.64 1873..... .94 1880..... 5.48 1887..... 4.44 1874..... 1.11 1881..... 7.81 1888..... 3.22 1875..... 2.85 1882..... 2.30 1889..... 6.17 1876..... 4.09 1883..... 8.08 1890..... 2.42 1877..... 3.53 1884..... 2.51 1891..... 5.45
12.....	76	84	67	..	
13.....	72	83	62	..	Total excess in precipitation during month..... 1.36 Total excess in precipitation since January 1st..... 7.65 Number of cloudless days... 16; Partly cloudy days.... 6; Cloudy days... 8 Dates of frost.....
14.....	74	87	61	..	
15.....	80	93	68	T	Total excess in precipitation during month..... 1.36 Total excess in precipitation since January 1st..... 7.65 Number of cloudless days... 16; Partly cloudy days.... 6; Cloudy days... 8 Dates of frost.....
16.....	82	94	71	..	
17.....	80	90	70	..	TOTAL PRECIPITATION (in inches) for this month in 1871..... 2.82 1878..... 4.09 1885..... 6.31 1872..... 4.16 1879..... 3.92 1886..... 5.64 1873..... .94 1880..... 5.48 1887..... 4.44 1874..... 1.11 1881..... 7.81 1888..... 3.22 1875..... 2.85 1882..... 2.30 1889..... 6.17 1876..... 4.09 1883..... 8.08 1890..... 2.42 1877..... 3.53 1884..... 2.51 1891..... 5.45
18.....	66	71	61	2.04	
19.....	62	66	58	.13	Total excess in precipitation during month..... 1.36 Total excess in precipitation since January 1st..... 7.65 Number of cloudless days... 16; Partly cloudy days.... 6; Cloudy days... 8 Dates of frost.....
20.....	68	74	61	.12	
21.....	73	78	68	.85	TOTAL PRECIPITATION (in inches) for this month in 1871..... 2.82 1878..... 4.09 1885..... 6.31 1872..... 4.16 1879..... 3.92 1886..... 5.64 1873..... .94 1880..... 5.48 1887..... 4.44 1874..... 1.11 1881..... 7.81 1888..... 3.22 1875..... 2.85 1882..... 2.30 1889..... 6.17 1876..... 4.09 1883..... 8.08 1890..... 2.42 1877..... 3.53 1884..... 2.51 1891..... 5.45
22.....	78	88	69	.01	
23.....	79	88	70	..	Total excess in precipitation during month..... 1.36 Total excess in precipitation since January 1st..... 7.65 Number of cloudless days... 16; Partly cloudy days.... 6; Cloudy days... 8 Dates of frost.....
24.....	75	85	65	..	
25.....	77	89	65	..	TOTAL PRECIPITATION (in inches) for this month in 1871..... 2.82 1878..... 4.09 1885..... 6.31 1872..... 4.16 1879..... 3.92 1886..... 5.64 1873..... .94 1880..... 5.48 1887..... 4.44 1874..... 1.11 1881..... 7.81 1888..... 3.22 1875..... 2.85 1882..... 2.30 1889..... 6.17 1876..... 4.09 1883..... 8.08 1890..... 2.42 1877..... 3.53 1884..... 2.51 1891..... 5.45
26.....	80	91	68	.08	
27.....	70	77	63	T	Total excess in precipitation during month..... 1.36 Total excess in precipitation since January 1st..... 7.65 Number of cloudless days... 16; Partly cloudy days.... 6; Cloudy days... 8 Dates of frost.....
28.....	70	82	58	..	
29.....	72	83	60	..	TOTAL PRECIPITATION (in inches) for this month in 1871..... 2.82 1878..... 4.09 1885..... 6.31 1872..... 4.16 1879..... 3.92 1886..... 5.64 1873..... .94 1880..... 5.48 1887..... 4.44 1874..... 1.11 1881..... 7.81 1888..... 3.22 1875..... 2.85 1882..... 2.30 1889..... 6.17 1876..... 4.09 1883..... 8.08 1890..... 2.42 1877..... 3.53 1884..... 2.51 1891..... 5.45
30.....	74	85	64	..	
31.....	..	..	..	..	Total excess in precipitation during month..... 1.36 Total excess in precipitation since January 1st..... 7.65 Number of cloudless days... 16; Partly cloudy days.... 6; Cloudy days... 8 Dates of frost.....

C. P. CRONK,  
Observer, Signal Service, U. S. A.

NOTE.—Barometer reduced to sea level. "T" indicates trace of precipitation.